

# ***A Guide to Effective Instruction in Mathematics***

***Kindergarten to Grade 6***

A Resource in Five Volumes  
from the Ministry of Education

**Volume One**  
**Foundations of  
Mathematics Instruction**

*Every effort has been made in this publication to identify mathematics resources and tools (e.g., manipulatives) in generic terms. In cases where a particular product is used by teachers in schools across Ontario, that product is identified by its trade name, in the interests of clarity. Reference to particular products in no way implies an endorsement of those products by the Ministry of Education.*

Une publication équivalente est disponible en français sous le titre suivant :  
*Guide d'enseignement efficace des mathématiques, de la maternelle à la 6<sup>e</sup> année.*

# Contents

---

<b>Preface</b> .....	v
<b>Introduction</b> .....	vii
<b>1. Achieving and Sustaining Improvement</b> .....	1
A Framework for School Improvement .....	3
Improvement Planning .....	8
Working Together to Improve Mathematics Instruction .....	10
Professional Learning .....	16
Home and Community Connections .....	18
<b>2. Principles Underlying Effective Mathematics Instruction</b> .....	21
Foster Positive Mathematical Attitudes .....	24
Focus on Conceptual Understanding .....	24
Involve Students Actively in Their Learning .....	26
Acknowledge and Utilize Students' Prior Knowledge .....	28
Provide Developmentally Appropriate Learning Tasks .....	28
Respect How Each Student Learns .....	31
Provide a Culture and Climate for Learning .....	32
Recognize the Importance of Metacognition .....	33
Focus on the Significant Mathematical Concepts ("Big Ideas") .....	33
Diversity and Effective Instruction .....	34
Appendix .....	41
<b>3. Planning the Mathematics Program</b> .....	45
Long-Term Planning .....	48
Unit or Short-Term Planning .....	49
Daily Lesson Planning .....	51
Appendices .....	59
<b>4. Instructional Approaches</b> .....	63
Shared Mathematics .....	66
Guided Mathematics .....	69

Independent Mathematics .....	71
<i>Appendices</i> .....	73
<b>Professional Resources</b> .....	77
<b>Glossary</b> .....	87
<b>References</b> .....	103



# Preface

The past ten years have seen tremendous change worldwide in literacy and numeracy instruction. Countries such as England, the United States, and Australia have developed and put into practice large-scale, research-based initiatives to improve instructional and assessment practices, instructional leadership skills, and accountability in the areas of reading and writing and mathematics. The Ontario Ministry of Education has implemented similar initiatives focused on improving student achievement in reading, writing, and mathematics. The supports provided under these initiatives are based on research that points to two key factors in improving the achievement levels of students: developing teacher expertise in effective instruction, and developing and implementing clear improvement plans.

This five-volume reference guide focuses on effective instruction. It contains information derived from research on instructional and assessment practices and supports that have proved successful in improving student achievement in mathematics.\* This guide builds on the strengths that exist in Ontario's education system and seeks to develop increased capacity in the teaching of mathematics at the school level.

A broad consensus now exists among researchers and educators on the knowledge and skills children need in mathematics, the experiences that advance the development of mathematical skills and understanding, and the basic components of an effective mathematics program. But for many teachers, both new and experienced, there continues to be a gap between theory and practice. How can current research about teaching and learning mathematics be brought to life in the classroom? What skills and knowledge can best help teachers meet their commitment to help every child become mathematically proficient?

This guide is designed to answer those questions by providing teachers with practical, tested approaches and strategies informed by current research and practice. It

---

\* This guide is based in part on research and advice set out in two expert panel reports published by the Ministry of Education: *Early Math Strategy: The Report of the Expert Panel on Early Math in Ontario, 2003* and *Teaching and Learning Mathematics: The Report of the Expert Panel on Mathematics in Grades 4 to 6 in Ontario, 2004*.

has been developed by a team of experts in mathematics education – highly experienced teachers, mathematics education researchers, consultants, and administrators from across the province – who came together for the purpose of gathering evidence-based information, resources, materials, and supports related to effective practices in mathematics instruction. The guide is intended to help classroom teachers and other educators as they work to enhance students' understanding of mathematics in Kindergarten to Grade 6.

A similar reference guide, reflecting research and effective practices in mathematics instruction in the French language, has been developed for educators in Ontario's French-language schools.



# Introduction

## The Importance of Early Math Success

Mathematics competency is a powerful predictor of future economic success for individuals and for society. The demands of technology, a global market, and informed democratic decision making require a level of mathematical literacy unparalleled in the past. But success in mathematics requires more than just computational competence. It also requires the ability to apply mathematics in solving problems, to process information from a variety of sources and technologies, and to access and use quantitative information to make informed decisions (National Council of Teachers of Mathematics, 2000). Students with a poor understanding of mathematics will have fewer opportunities to pursue higher levels of education, to compete for good jobs, and to function as informed and intelligent citizens (Kilpatrick & Swafford, 2003). Some knowledge of mathematics is essential for most occupations, and many require a more sophisticated level of knowledge. In addition, of course, an understanding of mathematics can be personally satisfying and empowering.

For students to be successful in later mathematics endeavours and to use mathematics effectively in life, they must have a sound understanding of elementary mathematics concepts, a positive attitude towards learning mathematics, and the belief that an understanding of mathematics is attainable (Kilpatrick & Swafford, 2003).

## The Ontario Context

Newcomers to Ontario from countries other than Canada now represent almost 25 percent of Ontario's population, with 18 percent of the population speaking neither English nor French as a first language. In some school communities, more than 75 languages and varieties of English are spoken. This diversity in student background has implications for math instruction. Teachers need to ensure that their instructional approaches, selection of resources, and classroom practices reflect the needs of the changing population.

## Five Beliefs Underlying the Development of This Guide

The following principles, or “beliefs”, which guided the work of the Expert Panel on Early Math and the Expert Panel on Mathematics in Grades 4 to 6 in Ontario, are reflected in this five-volume reference guide.

### **Belief 1: All students can be successful in mathematics.**

All students can learn mathematics. Mathematical proficiency should not be restricted to a select few. A variety of teaching strategies, student groupings, resources, and administrative and parental supports can be used to ensure that all students learn mathematics. All students should have a common foundation in mathematics and access to instruction of the highest quality.

*The material in this reference guide includes suggestions that will provide learning opportunities in mathematics for all students.*

### **Belief 2: Mathematics instruction should be based on the evidence of sound research that has been verified by classroom practice.**

The findings of international studies, information from continuing research in mathematics education, and a new understanding of how students learn have all prompted the mathematics education community to examine what methods of instruction are most effective. There is now, for example, a general consensus that instructional approaches that focus on developing students’ understanding of the foundational concepts of mathematics through problem solving benefit students most.

*The material in this reference guide is informed by the results of research and by the experience of expert classroom educators.*

### **Belief 3: Helping students develop a fundamental understanding of mathematical concepts and a positive attitude towards mathematics in the primary and junior grades will give them a foundation for life-long learning in mathematics.**

An understanding of fundamental concepts in mathematics in the primary and junior grades is developed through an effective mathematics program that includes quality instruction and an environment that fosters a community of mathematics learners.

*This reference guide offers advice, tools, and instructional strategies that will help educators provide expert instruction, building on a child’s intuitive understanding of mathematics and establishing a solid foundation in mathematics.*



#### **Belief 4: The teacher is the key to a child's success in developing mathematical understanding.**

The teacher's ability to deliver effective mathematics instruction is the most powerful factor in determining how well students learn mathematics. Effective mathematics instruction is enhanced when teachers develop and deepen their own understanding of mathematics, of student learning, and of strategies that promote mathematical proficiency. This understanding can help to ensure that teachers are informed and critical thinkers who are able to make wise choices about activities, strategies, and resources and who are able to provide a comprehensive program that supports children's development of mathematical proficiency.

*The goal of this reference guide is the enhancement of teachers' knowledge and skills in the area of effective mathematics instruction.*

#### **Belief 5: Effective mathematics instruction occurs when instruction is supported by the community, through the cooperation of instructional leaders at both the school and board levels, of parents, and of other members of the community at large.**

Effective math instruction does not occur in isolation. It involves not only classroom teachers, but all partners in education, including parents. Each partner plays a significant role in creating the conditions that teachers need to provide effective instruction and that students need to learn to the best of their ability. All stakeholders need to know and understand the components of an effective mathematics program.

*The contributions that the educational community and parents can make to improve student learning and to sustain the drive for improvement are described in Chapter 1 of this guide.*

## **The Organization and Contents of This Five-Volume Guide**

This guide is divided into five volumes. The breakdown of chapters is as follows.

Chapter 1: Achieving and Sustaining Improvement outlines a framework for school improvement and discusses approaches that have proved effective in achieving and sustaining improvement. It then discusses ways in which the various education partners – classroom teachers, lead teachers in mathematics, principals, superintendents, and board support or resource staff – can contribute to the improvement of student achievement in mathematics. The important role of lead teachers is discussed, with a focus on how the efforts of the lead teacher within a school can be supported and facilitated. Chapter 1 focuses as well on implementing effective programs for the

**Chapter 1 (in Volume One) outlines a framework for school improvement that will be of interest to classroom teachers, lead teachers, principals, superintendents, and board support or resource staff.**

professional development of classroom teachers, in order to promote, support, and sustain effective mathematics instruction.

Chapters 2 through 9 together describe the various instructional and assessment strategies and resources that contribute to effective mathematics instruction. These chapters offer suggestions that teachers will turn to again and again for guidance as they teach students mathematics, improving their own skills and helping their students develop a solid understanding of foundational mathematical concepts.

**Chapters 2 through 9  
(in Volumes One through Four)  
provide descriptions of instructional and assessment strategies and resources that contribute to effective mathematics instruction.**

Chapter 2: Principles Underlying Effective Mathematics Instruction outlines the connections between research and practice and establishes a foundation for all mathematics instruction and assessment. Chapter 3: Planning the Mathematics Program guides teachers through the kinds of decisions they need to make to create effective daily, unit, and yearly plans that meet the learning needs of their students.

At the heart of effective mathematics instruction is the goal of developing in students both a good understanding of mathematical concepts and an ability to communicate that understanding. Chapters 4 to 6 focus on the ways in which teachers can best meet this goal. In Chapter 4, the benefits of providing an appropriate mix of instructional approaches – namely, guided, shared, and independent instruction – are examined. Chapter 5 focuses on the most effective method for developing and consolidating students' understanding of mathematical concepts in the primary and junior grades – that of teaching both *through* problem solving and *about* problem solving. Chapter 6: Communication emphasizes the importance of promoting oral communication about mathematics in the primary and junior grades, and describes a number of strategies that foster “math talk” and, later, math writing in the classroom.

Important supports for the successful implementation of effective instruction are examined in Chapter 7: Classroom Resources and Management and Chapter 9: Home Connections. Chapter 7 provides an overview of the components of an effective learning environment, including the development of a community of mathematical learners, effective timetabling, a physical arrangement of the classroom that supports various instructional strategies, and the effective management of manipulatives. The chapter on home connections describes a variety of ways to promote positive communication with parents about the mathematics program – for example, by organizing a family math night, sharing information during parent-teacher conferences, and providing meaningful homework activities.

Chapter 8: Assessment and Evaluation focuses on the critical role of assessment in making effective instructional decisions, and highlights the importance of observation as an assessment strategy in the primary or junior mathematics classroom. A variety of other appropriate assessment strategies and tools are also described.

Chapter 10 is devoted to the subject of teaching basic facts and multidigit computations – the building blocks of students’ computational proficiency.

**Chapter 10 (in Volume Five) deals with teaching basic facts and multidigit computations.**

Effective instruction in this area is critical, as students’ ability to perform operations accurately and with understanding will affect their achievement of expectations in all five strands of the curriculum. The chapter lays out the approaches and strategies that have proved most effective in helping students understand, learn, and consolidate their learning of the basic facts. Games and activities, with accompanying blackline masters, are also included here, to give teachers useful ideas for teaching the strategies to their students.\*

A list of suggested professional resources for teachers and administrators is included in this volume. It is meant to provide useful suggestions, but should not be considered comprehensive. A glossary of the terms used in this guide is provided at the end of the text. Concluding the volume is a complete list of the references cited throughout the five-volume guide.

This guide contains a wide variety of forms and blackline masters, often provided in appendices, that teachers can use in the classroom. Electronic versions of all of these materials can be found at [www.eworkshop.on.ca](http://www.eworkshop.on.ca). These electronic forms and blackline masters are in a Word format that can be modified by teachers to accommodate the needs of their students.

Go to [www.eworkshop.on.ca](http://www.eworkshop.on.ca) for electronic versions of the forms and blackline masters provided throughout this guide. They can be modified to meet classroom needs.

## How to Use This Guide

### Using the Guide and Its Companion Documents

This guide can be considered the core instructional guide that teachers rely upon to inform their practice. Several practical companion guides are also being published. Those guides focus on *the individual strands of the Ontario mathematics curriculum*. The companion guides provide practical applications of the principles and theories described in this core instructional guide. The companion guides give:

- an overview of the big ideas in the strand;
- detailed descriptions of characteristics of student learning and of instructional approaches;
- detailed learning activities that introduce, develop, or help to consolidate important mathematical concepts.

\* Basic facts and multidigit computations are the focus of a group of expectations in the Number Sense and Numeration strand of the Ontario mathematics curriculum. The companion documents to this guide that focus on the Number Sense and Numeration strand also contain information and learning activities relating to basic facts and multidigit computations.

The contents of the companion documents are organized by grade, and material related to a specific grade can be pulled out and used on its own. The companion documents help teachers to put the ideas in this core instructional guide into practice.

The present document can be used as a resource for professional development in the following ways:

- Teachers can study the guide on their own. The guide can help individual teachers identify specific goals for program improvement and can provide them with ideas on ways to work towards enhancing their classroom practices.
- Parts of the document can be used as focus topics in study groups. Discussion about mathematics teaching and learning with colleagues helps teachers reflect on their own practice.
- Sections of the document can be used in systemwide and school-based professional development activities.

Focusing on the core instructional guide before using the companion documents will provide teachers with an in-depth view of topics that pertain to mathematical instruction in general – for example, the formation of a mathematical community in the classroom, the three-part lesson structure, or the use of literature in teaching mathematics. The next step would be to take up one of the companion documents to see how the various principles and strategies can be implemented with respect to strand-specific material in a particular grade. In some cases, however, teachers might find it practical to start with information provided in a strand-specific companion document for a particular grade and then consult this core instructional guide for insights into specific topics – for example, how to achieve a balance of instructional approaches, how to teach through problem solving, or how to set up the classroom.

Teachers who are comfortably knowledgeable about the contents of this core instructional guide will be well equipped to use and extend the learning activities in the companion documents and will be well prepared to plan lessons independently, to instruct students effectively, to assess their work meaningfully, and to differentiate instruction to meet the needs of all students.

## Locating Information Specific to Kindergarten, Primary, and Junior Students in This Guide

An important feature of this guide is the inclusion of grade-related information and examples that help clarify the principles articulated. Such information is identified in the margins of this guide by means of icons referring to the relevant grades – K for Kindergarten, Grades 1–3 for primary, Grades 4–6 for junior. Examples and other materials that are appropriate for use at more than one level or are applicable to more than one level are identified by the appropriate combination of icons.

**K – Kindergarten**

**1–3 – Primary**

**4–6 – Junior**

**Look for the following icons in the margins of this document:**

**K**

**1-3**

**4-6**



# Achieving and Sustaining Improvement

---

## Chapter Contents

<b>A Framework for School Improvement</b> .....	3
<b>Improvement Planning</b> .....	8
The Pace of Implementation of Effective Mathematics Instruction .....	10
<b>Working Together to Improve Mathematics Instruction</b> .....	10
Classroom Teachers .....	10
Lead Math Teachers .....	11
Principals .....	13
Centrally Assigned Staff .....	15
Superintendents .....	15
<b>Professional Learning</b> .....	16
The Purpose and Benefits of Professional Learning Communities .....	16
Professional Learning Community Activities .....	16
Peer Coaching .....	17
Study Groups .....	17
Team Teaching .....	17
Mentoring .....	17
Reflective Practice .....	17
<b>Home and Community Connections</b> .....	18
Encouraging Parental Involvement .....	18
Developing Home-School Partnerships .....	19





# Achieving and Sustaining Improvement

*"Ultimately, your leadership in a culture of change will be judged as effective or ineffective not by who you are as a leader but by what leadership you produce in others."*

(Fullan, 2001, p. 137)

This chapter of *A Guide to Effective Instruction in Mathematics, Kindergarten to Grade 6* will be of interest to teachers, principals, superintendents, and board support or resource staff who are collaborating to improve math instruction in Ontario schools. It describes what research has revealed about the methods used by schools and the roles undertaken by educators at various levels that have proved particularly effective in creating and sustaining improvement in math achievement.

The Ministry of Education recognizes that assigning roles in schools and school boards is the responsibility of district school boards. The following discussion provides boards with a framework within which they may plan for school improvement, and descriptions of roles they may find useful in supporting and aligning individuals' efforts within their organizations. This framework and the descriptions of roles follow closely the advice found in the Expert Panel reports on math and reading in the primary and junior grades (Expert Panel on Early Math in Ontario, 2003; Expert Panel on Mathematics in Grades 4 to 6 in Ontario, 2004; Expert Panel on Early Reading in Ontario, 2003; Expert Panel on Literacy in Grades 4 to 6 in Ontario, 2004).

## A Framework for School Improvement

Improvement is achieved and sustained by the continuous, conscious efforts of educators to assess their students' progress, identify areas for improvement, determine the instructional strategies to pursue in light of assessment data, implement those strategies, measure whether the strategies have been successful in addressing students' needs, and plan the next step in the instructional process.

Educators striving to achieve the complex goal of “success for all students” understand that the best results are achieved through a whole-school approach. A whole-school approach ensures “high expectations of student achievement, engaged learning time, and focused teaching that maximizes learning within each student’s ‘zone of proximal development’ (Vygotsky, 1978)” (Hill & Crévola, 1997, p. 2). Leadership, the committed involvement of a wide range of partners, and support at all levels are key factors in achieving and sustaining improvement in student learning. Superintendents, board-level support and resource staff, principals, teachers, support staff, and the community all play important roles in establishing the school’s priorities, culture, and climate.

Professional learning is another vital element in achieving and sustaining improvement. A career-long cycle of learning, practising, reflecting, and sharing ensures that educators are continuously acquiring the knowledge and skills that allow them to promote effective instructional practices. This kind of professional learning simultaneously encourages the development and maintenance of a culture of improvement, professional collaboration, and group ownership. The ability to sustain improvement is enhanced when strong leadership from knowledgeable curriculum leaders, a team approach to improving teaching and learning, and high expectations are part of the cycle of professional learning.

The following factors are also critical to achieving and sustaining improvement in student performance:

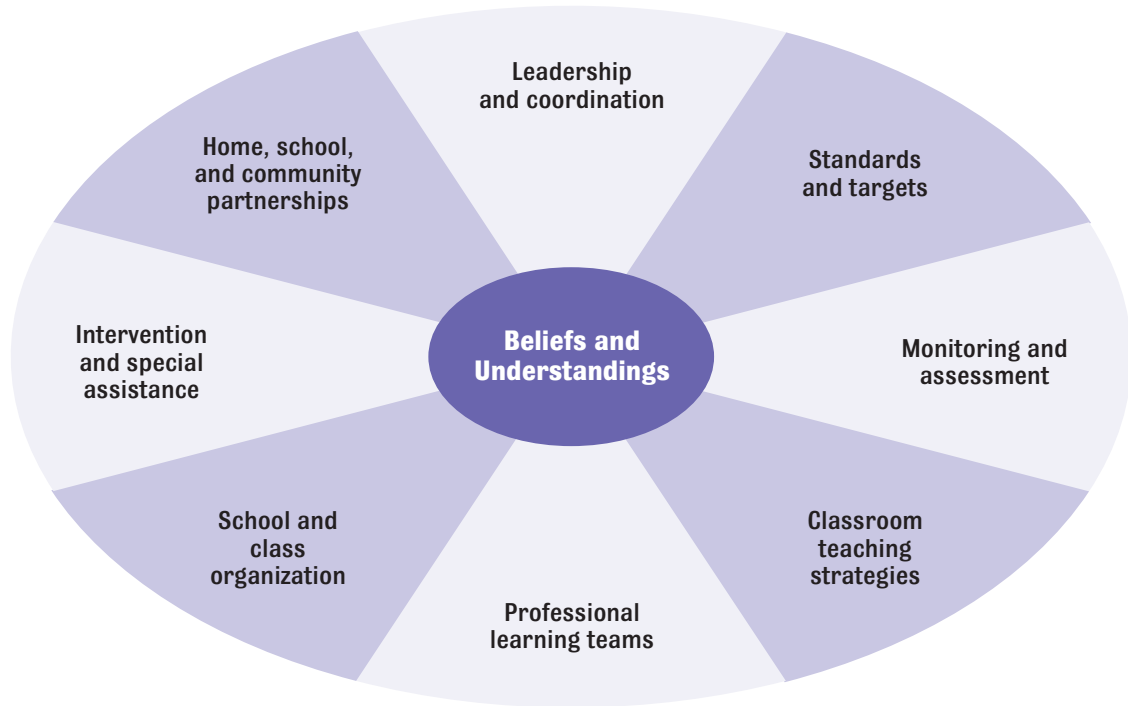
- a commitment to excellence;
- a strong sense of responsibility for student success;
- an ability to set goals and priorities, work within defined time lines, and make flexible plans;
- an awareness of and preparedness for the challenges of the change process.

In their 1997 paper “The Literacy Challenge in Australian Primary Schools”, Peter Hill and Carmel Crévola developed a framework that sets out the key factors needed to achieve and sustain improvement in learning. Although Hill and Crévola’s framework was developed in the context of literacy, it applies equally to the improvement of student learning in mathematics. The factors set out in the framework can be applied to math instruction from Kindergarten to Grade 6 as follows:

- **Beliefs and understandings**
  - *Every child can learn math.*
  - *Effective teaching that targets student needs maximizes opportunities for student learning.*
  - *Educators take responsibility for the success of their students.*



## General Design for Improving Learning Outcomes



(Hill & Crévola, 1997, p. 3)

These beliefs and understandings reside at the centre of all successful plans for improving student achievement in mathematics. Educators who share these beliefs know that all students can achieve success in math, and they find ways to provide structured, effective mathematics instruction for all students, regardless of differences in the students' academic, cultural, socioeconomic, or linguistic backgrounds. School and board administrators who share these beliefs allocate time, resources, and staffing to math programs and to professional learning activities that focus on effective mathematics instruction. Educators at all levels recognize that high standards are achieved through knowledge-building, practice, and professional discussions based on research – research found in the professional literature as well as that conducted within the school and the board themselves. Finally, educators at all levels hold themselves accountable for the improvement of student learning.

- **Leadership and coordination**

- *Educational leaders are well-informed about the components of an effective mathematics program.*
- *A school-level plan provides the road map for improvement in the teaching and learning of mathematics in the primary and junior grades. Once developed, it is reviewed regularly and adjusted as necessary.*
- *Professional learning activities are directly linked to the school improvement plan.*
- *School and board administrators as well as classroom teachers participate in professional learning activities.*

In schools that successfully bring about and sustain improvement, the principal, teachers, and professional learning teams work collaboratively. The principal ensures, through careful planning, that appropriate supports are in place to improve the teaching and learning of mathematics. The challenging expectations established through goal-setting activities are shared with staff and parents. Plans are reassessed at regular intervals throughout the cycle and adjusted as necessary. (Leadership and other roles are discussed in more detail later in this chapter.)

- **Standards and targets**

- *Realistic goal setting and appropriate monitoring and support lead to school improvement and improved student learning.*

Effective schools base their school improvement plans for mathematics on their students' levels of achievement in math and on the practices they know to be effective in teaching children math. Goal setting for improved student achievement and the monitoring of progress towards those goals provide staff with the means by which to focus their efforts on the school's priorities and to promote continuous efforts to improve student learning. The improvement process engages schools in gathering and evaluating data about student learning generated at the classroom level as well as through the province-wide assessments administered by the Education Quality and Accountability Office (EQAO). Goals for improvement are described in relation to the provincial standard (see glossary) for student achievement in math.

- **Monitoring and assessment**

- *Assessment guides instruction, at the level of both the school and the classroom.*

Effective assessment can have a dramatic impact on student learning. Teachers recognize that different assessment strategies generate different information, and they understand that it is important to build a repertoire of assessment strategies to use in the classroom. Effective teachers consider and apply the appropriate strategy to learn about the effect of their instruction and the depth of student learning. Examination of class-, school-, board-, and province-wide assessment data motivates and directs change in instructional practices.

- **Classroom teaching strategies**

- *The teacher's knowledge of mathematics and the skills that the teacher applies in the classroom have the greatest impact on students' learning.*
- *Effective instruction is based on the learning needs of students, as identified through a variety of assessments and other relevant data.*

To provide an effective mathematics program, teachers need a thorough knowledge of how children learn mathematics and of the best approaches to teaching math. Teachers help students develop their mathematical understanding by engaging them in problem solving and shared, guided, and independent math activities.

As teachers refine their skills in mathematics instruction, as well as their expertise in applying and interpreting the results of a variety of assessment strategies, they are able to meet students' individual learning needs through the use of a range of planned strategies and resources.

- **Professional learning teams**

- *A school environment that promotes professional collaboration, cohesiveness, and consistency contributes to a successful mathematics program.*
- *Time spent transforming research-based knowledge into effective classroom practice is time well spent.*
- *By analysing student achievement data, professional learning teams can focus instruction and track school improvement.*

Effective schools promote the development of a school-based community of learners as a basis for ongoing professional dialogue and collaboration. Depending on the school's size, there are one or more professional learning teams that investigate new research on the improvement of instructional practices; apply evidence-based teaching and assessment methods, such as those described in this guide, in the classroom; and gather and interpret assessment data. The team benefits from the diversity of expertise provided by its members, who may include the principal, a lead math teacher, other classroom teachers, support staff, and teacher-librarians. Team members become proficient at asking questions, finding answers, considering trends in student achievement data, and reflecting on current instructional practices in the school. (Professional learning communities are discussed in more detail later in this chapter.)

- **School and class organization**

- *A substantial amount of programmed time should be spent on math every day, and opportunities to teach math concepts should not be missed as they arise incidentally throughout the school day.*
- *School and class organization is based on the learning needs of students.*

The provision of sufficient blocks of time for mathematics, along with the threading of mathematics instruction throughout the day, plays a vital role in student learning. Time is a valuable resource, and how a teacher structures the time spent on mathematics in a classroom is important. In the primary and junior grades, there should be focused time for mathematics every day. Mathematics should also be integrated into other subject areas as appropriate. Math concepts arise naturally throughout the day, and teachers should capitalize on these teachable "mathematical moments". Classroom routines and classroom organization are also important, as they set the stage for student learning and are essential ingredients in the building of a classroom community of mathematics learners. Classrooms need to be arranged to provide areas for large- and small-group instruction, various kinds of learning activities, and storage space for books and manipulatives.

- **Intervention and special assistance**

- *Early intervention is crucial for ensuring future success in mathematics.*

For all students, success in mathematics in the early years is a predictor of future academic success. Therefore, effective schools put supports in place for students struggling with mathematics in the primary grades. Principals and professional learning teams determine and establish a variety of appropriate assistance systems (e.g., small-group support, one-on-one intervention) for their students. Teachers monitor student success and conduct regular assessments, knowing that these practices are essential to ensuring steady student progress.

- **Home, school, and community partnerships**

- *The home and the community play important roles in supporting mathematics instruction in the school.*
- *Communication with the home can contribute greatly to student success.*

Regular communication among school, home, and community, with the student as the focus, creates important partnerships that support and help sustain improvement. A variety of forms of communication are necessary. Teachers can discuss effective mathematics strategies with parents to help them better understand how their children learn and to give them new ways to encourage and help their children at home. Parents who understand what is being taught in the classroom today, and how it is being taught, are in a better position to assist in their children's growth and learning. In addition, newsletters sent home by the school can outline opportunities for parents to help their children learn math. School-community partnerships in support of mathematics instruction can also involve volunteers, whose assistance can be both helpful and inspiring to young math students.

*"Students with special needs often learn mathematics through regular class activities, the interventions of resource teachers and various specialists, and practice with parents. Cooperation among all these partners allows the teacher to better meet student needs."*

(Expert Panel on Literacy and Numeracy Instruction for Students With Special Education Needs, 2005, p. 76)

## Improvement Planning

Setting measurable targets for achievement has been a central feature of successful efforts to improve student achievement on a wide scale in Canada, the United States, England, and Australia. Target setting engages teachers, administrators, school boards, and members of the broader school community as active and vital participants in the school improvement planning process.

Ontario has established a provincial standard for achievement in mathematics for all students in Grades 1 to 6, regardless of their background, school, or community – namely, to demonstrate knowledge and skills in mathematics at level 3 (see the entry "achievement level" in the glossary) or higher in every grade. Effective teachers know

that different children need different kinds of help to achieve the provincial standard. They set challenging but realistic goals in partnership with students and their parents and carefully plan their instruction to meet those goals.

The improvement planning process begins when teachers and administrators gather and analyse relevant information about students in their schools. This analysis enables teachers and the school to identify areas in which improvement is needed and to establish meaningful, specific, and realistic goals for future achievement.

The setting of realistic goals depends on the following:

- ***effective information management*** – By gathering and analysing student assessment data and other relevant information (e.g., observational notes, anecdotal records), teachers and administrators ensure that their improvement strategies are based on a correct understanding of students' levels of achievement. Analysis of information and reliable assessment data also helps them identify how classroom instruction and assessment practices have affected student performance.
- ***teamwork across grades*** – Laying the groundwork for improving achievement in mathematics in the primary and junior grades has to begin in Kindergarten and continue through Grade 6. Schools are more likely to achieve and sustain a high level of achievement if they promote cross-grade collaboration and a collegial approach.

The main source of information about student achievement is classroom-based assessment and evaluation. Teachers base their assessment and evaluation of student work on the achievement chart published in the Ministry of Education's curriculum policy document *The Ontario Curriculum, Grades 1–8: Mathematics, 2005* or on the expectations outlined in the curriculum policy document *The Kindergarten Program, 2006*, as appropriate. Improvement planning is always driven by the comparison between students' achievement and the expectations of the Ontario curriculum, combined with the estimated impact of instructional strategies. However, teachers can also put classroom-based data into a broader context and apply it to their improvement planning by:

- sharing classroom assessment results and other pertinent information across grade levels, within the primary and/or junior divisions and within the school;
- using board-wide assessment results, when available, to analyse their students' progress in relation to that of students in other board schools that have similar – or very different – characteristics;
- learning to understand and interpret the assessment information gathered by the EQAO, which tracks province-wide trends and patterns of improvement.

This guide contains a chapter on assessment strategies for classroom teachers (see Chapter 8: Assessment and Evaluation, in Volume Four).

Boards and schools have improvement plans, which they update annually. A school's goals for improvement and its plans for achieving them form a central part of the school's overall improvement plan.

## **THE PACE OF IMPLEMENTATION OF EFFECTIVE MATHEMATICS INSTRUCTION**

The successful adoption of new teaching practices depends on:

- the priority given to the initiative;
- the background knowledge, teaching experience, and skill levels of the educators.

When mathematics is made a priority, educators are encouraged to apportion time to learning, planning, assessment, and instruction. Indeed, the more attention that is paid to these functions, the more quickly the initiative can be implemented. With respect to background knowledge, experience, and skills, teachers who have experience delivering the kind of effective mathematics instruction set out in this reference guide may be able to fully implement these methods and strategies within a relatively short period of time. Those who do not have this experience may require considerably more time to reach the stage where they are able to consistently apply their new knowledge and skills in the classroom environment.

## **Working Together to Improve Mathematics Instruction**

Within the school, classroom teachers have the strongest influence on the development of students' mathematical understanding. In schools that are successful in improving student achievement, teachers and administrators act as a team to provide focus and support for classroom teachers to develop their professional expertise. In addition to classroom teachers, principals, centrally assigned staff, and superintendents can all make distinct contributions towards implementing and sustaining effective mathematics instruction practices. Working together, these individuals can plan the kind of professional development that will result in advancing the learning goals set for students. As well, they collaborate with parents and other community members in defining, implementing, and reviewing school improvement plans. Each partner plays a different role in working to improve math instruction, as described below.

### **CLASSROOM TEACHERS**

Classroom teachers are the key to improving student learning in mathematics. Increasing teachers' understanding of mathematics, of how students learn mathematics, and of how to teach math strategies effectively will result in improved student learning. Classroom teachers can improve their instructional effectiveness, and begin to take on leadership roles in the effort to improve students' mathematical understanding, by:

- incorporating the research-informed teaching strategies described in this guide into their instructional practices;

- collaborating with the principal to develop clear, measurable goals for their professional development – goals that focus on effective mathematics instruction and student achievement in math;
- identifying their own learning needs and seeking out related learning opportunities, ensuring that their learning plans are related to the needs of their students as identified through an analysis of classroom and school assessment results;
- working cooperatively in professional learning teams to incorporate into their classroom practices new teaching and assessment strategies that are informed by research;
- staying informed about current research related to effective mathematics instruction;
- sharing their knowledge and experiences with other educators in their own and neighbouring schools;
- participating in regular reviews of professional development plans that are informed by evidence of what is and what is not working to improve student performance;
- accepting opportunities to work on board committees and to lead in-service workshops.

## LEAD MATH TEACHERS

The term *lead teacher* is relatively new in Ontario, but it is widely used in jurisdictions that have implemented plans for improving student performance in particular areas, most commonly the areas of literacy and mathematics. Lead teachers are classroom teachers who have acquired, or are acquiring, advanced knowledge and skills in the targeted subject areas. Many district school boards have established an analogous role for teachers who, for example, head up particular board initiatives (e.g., a “mathematics lead”) or serve as the key contact within a school for a particular area (e.g., a “curriculum lead”).

Some examples of the kinds of roles and responsibilities lead teachers may take on in their school are listed below. It is important to note that the use of lead teachers is at the discretion of the individual boards, and wherever there is a lead teacher, that person’s role and responsibilities are determined by the school board and by the assignments made by the principal.

By using the resources they have available to them, boards can extend and support the lead teacher’s role, and the responsibilities associated with it, to meet the board’s specific needs. Boards may involve lead teachers in some or all of the following:

- promoting professional development in the area of mathematics, modelling effective instructional strategies, and mentoring/coaching teachers;
- demonstrating how effective mathematics strategies can be used across the curriculum in all subject areas;



- assisting with team and individual program planning related to effective mathematics instruction. The lead math teacher's timetable may include a regular block of time to meet with colleagues for program planning;
- working with staff to identify, select, and organize mathematic resources for the school. Although the lead teacher in each division may facilitate this process, all teachers within the division should be involved in deciding what resources to purchase, keeping in mind current research and board and ministry directives. The lead teacher may also work with others to organize, store, and develop a sign-out procedure for shared resources such as manipulatives and teacher resource books, and to monitor the use of those resources. Some schools keep mathematics resources in specific storage areas; others keep them in bins in the classroom used by the lead math teacher;
- working with the principal and colleagues to schedule uninterrupted blocks of classroom time for mathematics instruction and related activities;
- helping colleagues plan the activities for the blocks of time dedicated to math;
- demonstrating for classroom teachers how to use instructional time effectively. The lead teacher may also demonstrate how a classroom teacher can monitor time on task and suggest ways to capitalize on every opportunity to review mathematics skills – for example, as the class lines up to exit the room or when a student wonders aloud how much time is left until recess;
- supporting the administration in planning the use of release time for staff during the school day that is to be dedicated to improving mathematics instruction;
- connecting with the parents of students through presentations at school council meetings, regular math newsletters, and Kindergarten orientation sessions and other information meetings;
- providing parents with strategies for home review and practice of mathematics skills, and encouraging and training parents to be effective school volunteers;
- encouraging and supporting other teachers in reviewing student work, interpreting assessment results, analysing students' strengths and needs, setting goals, and focusing appropriate instructional strategies on the areas of student needs;
- assisting teachers with the development and administration of assessment tools, the interpretation of assessment results for their individual classes, and subsequent program planning;
- meeting with an individual teacher to discuss results of assessments for that teacher's class and to help plan future programming and strategies;
- engaging in reflective discussions with other teachers about current instructional practice, with a view to improving it.

The role of the lead teacher may vary from board to board and school to school. Each board, working with its school administrators, needs to determine if and how



it wants to handle the assignment of lead teachers, and of any board-level personnel designated to support math initiatives, in its schools.

Experience in other jurisdictions indicates that lead teachers' difficulties in settling into their new role and any misgivings on the part of school staff about the initiative are minimized when the lead teachers are selected carefully, when they have credibility with and the trust of their colleagues, and when they receive the support of administration at both the school and the board levels. The likelihood of success is further enhanced when the lead math teacher's role is developed in consultation with administrators and staff and when expectations are realistic in relation to available time and resources.

Lead teachers themselves can contribute to the success of math initiatives by recognizing that change may be difficult, by encouraging colleagues to take regular but manageable steps in implementing new strategies in their mathematics instruction, by being supportive of colleagues as they attempt new practices, and by celebrating effective practices and student successes with them.

## PRINCIPALS

*"As instructional leader of your school, you must support the efforts of all teachers to promote students' mathematical skills. You can help by providing resources and time for teachers to build their skills, discuss what works, and collaborate in a school-wide effort to increase the ability of all students to achieve mathematically."*

(National Association of Elementary School Principals [NAESP], 2000, p. 87)

The role of principals in implementing successful math strategies in their schools is primarily one of leadership – to establish a focus on math in their school communities. They do this in many ways. As curriculum leaders, they communicate and emphasize fundamental beliefs and understandings about the importance of success in math, as well as board and school goals for improvement in mathematics. They also use their leadership to help align the "success factors" that are partly or entirely within their control – time, resources, personnel, practices, and plans – so that they support the goals of improvement in students' achievement in mathematics.

Principals can lead whole-school mathematics initiatives by means of some or all of the following:

- distributing leadership for math initiatives and encouraging the development of in-school leaders;
- developing, in collaboration with staff, clear, measurable goals for professional learning that are aligned with the school's goals for improving the level of student achievement;

*"... the moral imperative of the principal involves leading deep cultural change that mobilizes the passion and commitment of teachers, parents, and others to improve the learning of all students, including closing the achievement gap."*

(Fullan, 2003, p. 41)

- incorporating current knowledge derived from research on mathematics instruction, such as the information provided in this guide, into staff professional learning activities, and participating in these activities with staff. This level of involvement promotes consistency in the interpretation of information and demonstrates the value placed on professional learning;
- enhancing their capacity for leadership in mathematics by participating in professional learning activities with their peers and with superintendents;
- coordinating the provision of internal and external supports, including training and other learning opportunities, in keeping with the school's goals for improving the level of student achievement;
- ascertaining the needs of staff and students and allocating the appropriate funds, human resources, and time for in-school teacher learning;
- promoting in-school as well as area- and board-wide mathematics partnerships and learning teams;
- promoting an atmosphere of trust in which teachers feel comfortable experimenting with new instructional practices that are informed by research and sharing their knowledge;
- identifying and encouraging exemplary practices and leadership by school staff, providing consistent, constructive, and supportive feedback on improvement efforts, and encouraging reflection;
- monitoring and regularly reviewing with staff the implementation process for their schools' mathematics improvement and professional learning plans;
- structuring their schools' timetables to provide uninterrupted blocks of time for mathematics instruction;
- promoting creative use of in-school release time for grade-level and cross-grade planning and focused discussions among teachers about student work and about the steps required to address areas of need;
- using, and ensuring that others use, assessment results as the basis for instructional, structural, and resource-allocation decisions;
- choosing topics for math meetings that support the school's and the board's learning priorities;
- observing classes regularly and offering teachers encouragement and constructive advice about their professional learning.

## CENTRALLY ASSIGNED STAFF

Staff assigned centrally by a board to serve the schools of the board can contribute to system-wide math objectives through some or all of the following:

- collaborating with superintendents and principals to develop clear, measurable goals for professional learning that focus on mathematics instruction and student achievement;
- staying informed about current research on mathematics instruction;
- participating in professional learning activities that strengthen their knowledge of mathematics instruction and their skills in mentoring, coaching, modelling, and leadership;
- creating and delivering professional learning activities at the board and school levels using the material in this guide;
- supporting school teams in the development of professional learning and school improvement plans;
- developing mathematics support documents and recommending appropriate resources and materials for effective mathematics instruction and professional learning;
- working with teachers to model effective instruction practices in classrooms;
- identifying and supporting individual teachers' needs;
- reviewing the board's professional learning plan in collaboration with superintendents and principals, focusing on classroom practices and board-wide professional learning activities that will strengthen student performance.

## SUPERINTENDENTS

Superintendents can contribute to the improvement of math teaching and learning through some or all of the following:

- developing, in collaboration with principals and central support staff, clear, measurable goals for professional learning that focus on mathematics instruction and student achievement;
- staying informed about and disseminating current research on effective instruction practices in mathematics;
- sustaining their boards' leadership capacity in the area of mathematics instruction by participating in training with peers that strengthens their own understanding of math and of mathematics instruction. This level of involvement promotes consistency in the interpretation of information and demonstrates the value the administration places on professional development;
- coordinating internal and external supports, training, and professional learning networks at the board level;

- ascertaining the needs of staff and students and allocating the appropriate funds for human resources and time for board-wide teacher-principal-school learning teams;
- promoting a culture in which superintendents and principals share their knowledge of and experience with research-based methods and coaching and mentoring;
- recognizing leadership abilities among school staff in classrooms and schools that practise effective mathematics instruction;
- monitoring and regularly reviewing the implementation process for school- and board-level professional learning plans, noting improvements in student achievement and classroom instructional practices.

## Professional Learning

### THE PURPOSE AND BENEFITS OF PROFESSIONAL LEARNING COMMUNITIES

Schools that have been effective in improving students' mathematical understanding and their achievement in mathematics are typically schools that also promote a culture of lifelong learning among teachers, administrators, and other education professionals in the school. They have created "professional learning communities".

Active professional learning communities usually emerge in schools when principals and teachers work together as a team to develop a comprehensive professional learning plan. Since the ultimate objective of the professional learning plan is to improve student learning, the plan is linked directly to an interpretation of the results of student math assessments – in other words, students' needs inform the professional learning needs of teachers. In addition, the professional learning plan is aligned with curriculum expectations, assessment strategies, the school's overall improvement plan, and the board's improvement plan, including its goals for mathematics achievement. Consistency among the various plans provides support for educators at all levels of the system as they work together to bridge the gap between current student performance and the goals they set for improvement in mathematics. Finally, a good professional learning plan is flexible. Flexibility allows the participants to make adjustments to the plan as implementation proceeds and as staff or school changes occur.

*"Learning is continuous and self-renewing. All learners incorporate new information into what they already know, so knowledge builds. In a learning community, everyone is expected to keep on learning but also to contribute to others' learning."*

(Lyons & Pinnell, 2001, p. 170)

### PROFESSIONAL LEARNING COMMUNITY ACTIVITIES

Schools and boards that have active professional learning communities engage in the following kinds of activities, often combining more than one. Using a variety of types of professional learning activities acknowledges the fact that teachers – like students – learn in different ways, values the diversity of teachers' prior knowledge, and allows teachers to make choices that best suit their needs. When designing a professional

learning plan, staff may also want to include activities that can be implemented jointly with other schools or with staff from other sites.

### **Peer Coaching**

Peer coaching offers teachers an opportunity to work together in planning activities, to visit each other's classes, to discuss the teaching and learning that occurs there, to share ideas, and to help each other solve problems (Beavers, 2001).

### **Study Groups**

Study groups are made up of educators (teachers, principals, central support staff, etc.) who want to share ideas and to study professional resources or current research about mathematics instruction. Generally, study groups consist of five or six people who meet regularly to establish common goals, discuss readings on practices and research, share lesson plans, exchange ideas, develop collaborative units, and apply what is learned to improving students' learning (Beavers, 2001). Members of study groups can also work together to develop particular lessons, use those lessons in their classrooms, share their observations, and make improvements. In some cases, teachers may want to visit one another's classrooms to see how lessons are "played out" in other classes. The lessons that are developed can then be documented and shared with other teachers.

### **Team Teaching**

Team teaching provides opportunities for joint planning, joint instruction, feedback, and discussion. As equal partners, team teachers benefit from an environment of collaboration, experimentation, peer inquiry, and examination of classroom instruction (Sandholtz, 2000).

### **Mentoring**

Mentor teachers are experienced educators who consistently apply effective strategies to teach mathematics in their own classrooms. They act as role models to teachers who are seeking support in adopting new teaching approaches. Mentor teachers model effective practices, share information and expertise, encourage reflection about teaching practices, and offer support to others.

### **Reflective Practice**

"Reflective practice" refers to a four-stage activity in which teachers, working with a partner or in a small group, reflect on their instructional and assessment practices. Reflective practice begins in the classroom, where teachers apply a "stop, look, and question" approach in order to examine their practices and to learn to differentiate their teaching from their students' learning. Teachers then collect, examine,

*"If we want to help teachers understand why they do what they do, we must anchor their thinking in the same cognitive processes they want to instill in their students."*

(Lyons & Pinnell, 2001, p. 118)

and reflect on their observations of student learning and meet with their colleagues to discuss their findings, review assessment results, and consider possible explanations for students' learning behaviours and achievement levels. On the basis of their reflection and discussions, teachers modify their teaching strategies or introduce new strategies as necessary to meet students' needs. Reflective practice helps educators avoid making assumptions about student learning on the basis of appearances (Rodgers, 2002).

## Home and Community Connections

*"Collaboration with parents is critical to your school's efforts to increase student achievement and attain mathematics success for all children. Teachers can involve parents in this effort by helping parents learn what their children are learning in mathematics and how they are learning it."*

(NAESP, 2000, p. 13)

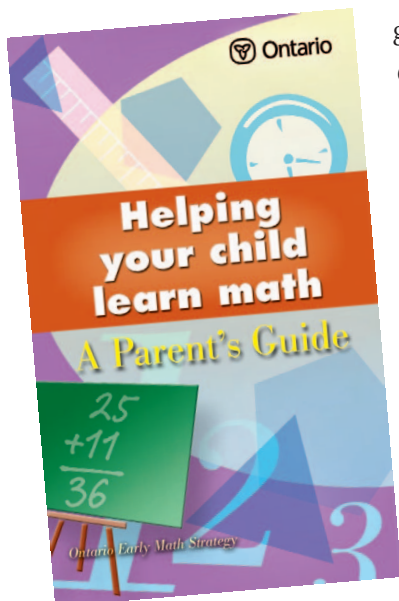
The focus of formal mathematics instruction is the school, but mathematics itself is a part of everyday life, and mathematical concepts are first experienced at home. Parents, teachers, and children are all partners in the learning process. Countless studies over the years have clearly shown that children do better at school when parents are actively involved in their education (Epstein, 1991; Henderson, 1988; Henderson & Berla, 1994). Children whose parents take an interest in their learning are more likely to talk about what they learn at school, develop positive attitudes towards learning, and seek their parents' help.

### ENCOURAGING PARENTAL INVOLVEMENT

Family involvement improves students' attitudes towards learning, their self-esteem, and their level of achievement. Successful home-school partnerships help parents to become engaged with their children's learning. Teachers can discuss effective mathematics strategies with parents, who can then better understand how their children learn and become more confident in helping their children learn to do math. Furthermore, parents who understand *what* their children are taught in mathematics classrooms today, and *why*, are in a better position to assist in their children's growth and learning. In addition, children are not subjected to confusing messages when their parents and their teacher share a common approach to doing mathematics. Finally, opening channels of communication with parents sends the message to children that mathematics is highly valued both at school and at home.

*"... when parents/caregivers are actively involved in and informed about their children's learning, children and teachers are more successful."*

(Lyons & Pinnell, 2001, p. 7)



A good source of tips for parents of children in the primary grades is the Ministry of Education's booklet *Helping Your Child Learn Math: A Parent's Guide*, 2003, which is available on the ministry's website, at [www.edu.gov.on.ca](http://www.edu.gov.on.ca).

In working with parents and community members, effective educators take responsibility for:

- motivating and inspiring others by sharing their vision of teaching and learning;
- creating opportunities for students to share their learning with their classmates, their parents, and the community;
- inviting parents and community members to share their knowledge and skills in supporting classroom and school activities (Ontario College of Teachers, 1999).

## DEVELOPING HOME-SCHOOL PARTNERSHIPS

When educators are supportive, responsive, and welcoming, they encourage parents to become partners in their child's education. There are several ways to build home-school partnerships and increase parental involvement. Some suggestions include:

- determining the child's prior home experiences with mathematics;
- working and communicating effectively with families through informal conversations, home visits, and parent-teacher conferences;
- being sensitive to the individual circumstances of parents and families;
- suggesting activities for parents, such as games that allow children to practise and to experience success with mathematics;
- helping parents understand what is taught in today's mathematics classroom and why (e.g., by sending home a brief description of the concepts and strategies involved in each new math unit);
- sharing with parents their knowledge, informed by current research, about how children learn math and about best practices in mathematics instruction;
- providing parents with information about their children's progress on an ongoing basis;
- preparing take-home math kits that may include activities, books, software, and manipulatives focused on a particular topic;



- hosting a family math event, emphasizing math activities that can be enjoyed by the whole family;
- providing and promoting the Ministry of Education's publication *Helping Your Child Learn Math: A Parent's Guide*, 2003;
- involving libraries and bookstores by asking them to promote literature that contains mathematical content for young children;
- developing and promoting an appreciation of the mathematical heritages and cultural values of all members of the school community;
- communicating with parents of English-language learners (through interpreters, if available);
- responding promptly and constructively to parents' concerns, either by telephone or by e-mail;
- inviting parents' feedback on the teacher's observations, assessments, and documentation of their child's mathematical understanding;
- promoting a philosophy of teamwork with peers, administrators, and family and community members;
- engaging parents in helping, on a volunteer basis, with math-related activities at the school, and drawing on any special talents and knowledge they might have that could benefit student learning. (This suggestion involves assessing school and classroom needs that could be met by parent volunteers, determining the roles they could play, and prioritizing needs and setting goals for parental involvement.);
- engaging parents, through school councils, in planning and decision-making activities related to home-school partnerships.



# 2 Principles Underlying Effective Mathematics Instruction

---

## Chapter Contents

Foster Positive Mathematical Attitudes .....	24
Focus on Conceptual Understanding .....	24
Involve Students Actively in Their Learning .....	26
Acknowledge and Utilize Students' Prior Knowledge .....	28
Provide Developmentally Appropriate Learning Tasks .....	28
Respect How Each Student Learns .....	31
Provide a Culture and Climate for Learning .....	32
Recognize the Importance of Metacognition .....	33
Focus on the Significant Mathematical Concepts ("Big Ideas") .....	33
Diversity and Effective Instruction .....	34
A Checklist for Inclusive Mathematics Instruction .....	37
<i>Appendix</i>	
Appendix 2-1: Accommodations and Modifications .....	41





# Principles Underlying Effective Mathematics Instruction

*"Effective mathematics teaching requires understanding what students know and need to learn and then challenging and supporting them to learn it well."*

(National Council of Teachers of Mathematics [NCTM], 2000, p. 16)

Students' learning flourishes in mathematically rich environments. Young minds find nourishment in attainable challenges, the novelty of experience, and the encouragement of their peers, parents, and teachers. Rich environments do not just happen; they are the result of insightful planning by a thoughtful teacher. Before the teacher can institute such planning, however, he or she must have a firm grasp of the basic principles of teaching and learning mathematics. The foundation for these principles was established in *Early Math Strategy: The Report of the Expert Panel on Early Math in Ontario, 2003* and supported in *Teaching and Learning Mathematics: The Report of the Expert Panel on Mathematics in Grades 4 to 6 in Ontario, 2004*. These principles, which reflect the findings of research on effective mathematics instruction, inform all aspects of this guide.

All teaching of mathematics should:

- **foster positive mathematical attitudes;**
- **focus on conceptual understanding;**
- **involve students actively in their learning;**
- **acknowledge and utilize students' prior knowledge;**
- **provide developmentally appropriate learning tasks;**
- **respect how each student learns by considering learning styles and other factors;**
- **provide a culture and climate for learning;**
- **recognize the importance of metacognition;**
- **focus on the significant mathematical concepts ("big ideas").**

In addition to providing the theoretical background and practical application for each of the principles listed above, this section of the guide includes a discussion of a topic of crucial

*"One thing is to study whom you are teaching, the other thing is to study the knowledge you are teaching. If you can interweave the two things together nicely, you will succeed.... Believe me, it seems to be simple when I talk about it, but when you really do it, it is very complicated, subtle, and takes a lot of time. It is easy to be an elementary school teacher, but it is difficult to be a good elementary school teacher."*

(Ma, 1999, p. 136)



importance to effective instruction in any area of the curriculum – namely, the need to recognize diversity in the classroom and to ensure equity for all students.

## Foster Positive Mathematical Attitudes

Of paramount importance for successful mathematics instruction is promoting positive attitudes in students. Sustaining such attitudes has its challenges. Many students, as they become socialized in the school environment, begin to view mathematics very rigidly; they see it as dependent on memory and speed rather than on conceptual understanding. They view mathematics as a subject that only some students can succeed in, and their positive attitudes towards mathematics decline. The eager engagement that may have been observed in earlier mathematical environments diminishes as students are rushed to use symbols and algorithms before they have developed a sense of number. "Their view of mathematics shifts gradually from enthusiasm to apprehension, from confidence to fear" (National Research Council, 1989, p. 44).

Educators and parents can prevent this erosion of students' enthusiasm for mathematics. They can foster in students the positive attitudes about mathematics that help to build confidence by:

- encouraging the belief that everyone can "do" mathematics – emphasizing effort, not innate ability;
- modelling enthusiasm for teaching and learning mathematics;
- addressing the learning styles of students by providing a variety of ways for students to gain an understanding of difficult concepts (e.g., pictures, concrete representations, drama, art, music, movement);
- engaging all students, including English language learners, in mathematical activities that involve investigation, problem solving, and mathematical communication;
- helping students to appreciate the value of mathematics in their lives;
- choosing activities carefully (not too easy, not too hard), so that students can be both challenged and successful;
- capitalizing on the "math moments" that occur naturally at home and in the classroom.

There is evidence from brain-based learning theories (Jensen, 1998) that a solid conceptual understanding of numeracy by the age of seven is a strong indicator of future success in mathematics and that a lack of strength in this area is very difficult to overcome later on.

The learning curves of those who understand math at an early age and those who do not diverge significantly by the time students reach the higher grades. Research by Steen (1990) has shown that by Grade 8 there is a seven-year achievement-rate difference in math between students with the highest achievement and those with the lowest achievement, and that this gap is never closed.

## Focus on Conceptual Understanding

Instruction in mathematics must emphasize conceptual understanding and not just procedural knowledge. *Conceptual understanding* occurs when students recognize meaningful relationships in numbers and make connections between mathematical

Children learn best when they understand what they are learning.

ideas through problem solving, communication, the active construction of mathematical representations, and metacognition. According to Hiebert and Carpenter (1992), conceptual knowledge is knowledge that is understood. *Procedural knowledge* is knowledge of the rules and symbols of mathematics (e.g., the algorithm used to solve a computation question). Conceptual understanding and procedural knowledge are complementary. Conceptual understanding helps students with long-term understandings; procedural knowledge helps students to connect conceptual understanding with symbolic language.

Students who are assigned activities that emphasize only the rote acquisition of procedures (procedural knowledge) without promoting an active understanding of the concepts underlying such procedures are at a disadvantage, especially in the later grades, when they encounter more abstract concepts. If mathematics becomes nothing but procedures, students attain only a superficial understanding – one that, over time, may disappear completely.

The surface knowledge that results from the rote learning of procedures is exemplified by the student who is asked to solve the following problem: “Some children are travelling on a school trip. If there are 98 children and each bus holds 30, how many buses are required?” The student uses the division algorithm to solve the problem but then is unable to ascertain what the remainder of 8 represents (8 buses? 8 children?) or what the implications of the answer are (does it mean  $\frac{8}{30}$  of a bus?). Interestingly, younger students who do not yet know the algorithm can solve the question quite easily, using blocks and make-believe buses, and they have little difficulty declaring that the 8 leftover children will need to get a small bus or have someone drive them.

Students remember learning that makes sense to them. If they understand a concept, they can solve problems with or without memory of the related procedure. For instance, students who forget the multiplication fact  $6 \times 8$  but understand the concepts behind multiplication can easily make a connection with a known fact such as  $5 \times 8$  and then add on the additional 8. Students who do not have the conceptual understanding may flounder with a vaguely remembered and incorrect answer such as 68 and not have the understanding to recognize that their answer is incorrect.

Sometimes the solving of a problem promotes conceptual understanding. Through the process of interacting with a problem that involves the combining of two-digit numbers, for example, students can develop a deeper understanding of place value and its effect on addition.

## Involve Students Actively in Their Learning

In an effective program students must be allowed to "do" mathematics. Students learn to write through the process of writing. They learn to do science through the process of designing experiments and rediscovering the science ideas of the past. In art, students create their own "great works". Only in mathematics has the "passive bystander" model of learning been accepted.

*It is an essential fact that children learn mathematics primarily through "... doing, talking, reflecting, discussing, observing, investigating, listening, and reasoning".*

(Copley, 2000, p. 29)

Students need the opportunity to explore mathematics. Early mathematicians first noticed that ten fingers made a useful tool for organizing our base ten number system. Students also need to discover this relationship between their fingers and the number system. Once they understand that relationship, they can come to understand the more complex concept of unitizing (the idea that units of 10 can be represented by a single digit in the tens place and that tens of tens can be represented also by a single digit in the hundreds place). In doing so, students make a giant conceptual leap similar to the leap mathematicians made in arriving at the same concept centuries ago (Fosnot & Dolk, 2001).



Students can achieve the "doing" of mathematics by:

- **actively constructing concepts**

For example, students who experiment with joining and separating quantities can acquire a solid understanding of the effects of operations on numbers.

- **working with concrete materials to represent abstract concepts**

For example, students working with geoboards to determine the smallest perimeter for the greatest area may develop a richer understanding of the interrelations between area and perimeter.

- **using investigation and inquiry to explore problems**

Students who engage in problem solving build a repertoire of reasoning skills and strategies. For example, asking students to find all the ways to combine two sets of blocks to make the sum of 10 encourages them to reason about the patterns and relationships in the numbers from 1 to 10 and eventually to extend their reasoning to all the numbers between 10 and 20, then 20 and 30, and so on, to 100. The patterns and relationships in the numbers from 1 to 10 permeate our entire number system. Similarly, older students who investigate the relationships between the fraction  $\frac{1}{4}$ , the decimal 0.25, and the percentage 25% gain a more complex understanding of the proportional relationships within our number system.

- **interacting with other students**

Students who work together to solve problems learn from one another as they demonstrate and communicate their mathematical understanding.

- **exploring mathematical concepts in a variety of ways, including the kinaesthetic, the artistic, or the musical**

Students who have the opportunity to learn in a variety of ways, including their own preferred learning style, are more likely to be favourably disposed to mathematics and more likely to retain their knowledge.

- **making connections with the outside environment and their home life**

For example, students who go for “geometric shape” walks or search for naturally occurring number patterns in the school or in nature (e.g., the Fibonacci sequence found in the arrangement of seeds in a sunflower: 1, 1, 2, 3, 5,...) are more likely to be engaged in the learning process.

- **engaging in student talk**

Students who talk to others about their mathematical understandings are compelled to explain their reasoning and revisit their strategies.

- **working in blocks of time**

Mathematical investigation is enhanced when students have ample time to explore and consolidate mathematical ideas.



## Acknowledge and Utilize Students' Prior Knowledge

For learning to be effective, it must utilize and build upon the prior knowledge of the student. Children's natural inclination to play almost from birth ensures that all students bring some prior problem-solving knowledge to the primary classroom. The level of such prior learning varies greatly across cultures and socio-economic groups, but the extent of prior knowledge in students is often greater than has traditionally been assumed.

Teachers in the primary grades connect this "home-grown" intuition and understanding with new knowledge by developing learning experiences that help foster mathematical understanding. Similarly, in the junior years, students acquire experiences related to their interests in sports, the arts, and various hobbies. Teachers can use these experiences to connect mathematics to the "outside world". Some examples of the connections teachers can make are as follows:

- Students often come to school able to count to 5 or 10. Teachers can build on this skill to help students begin to see patterns in our number system and relationships between one number and another (6 is 1 more than 5 and 2 more than 4).
- Many students have had experiences with earning money. Teachers can use this knowledge to help students build their understanding of place value and make decimal calculations (e.g., four quarters equal \$1.00, so  $0.25 \times 4 = 1.00$ ).
- Students have natural problem-solving strategies that they use as they figure out the fair distribution of pencils among friends. Teachers can help students make connections between these strategies and the strategies used in "school" mathematics.

*"Young children possess an informal knowledge of mathematics that is surprisingly broad, complex and sophisticated."*

(Baroody, 2004, p. 10)

*"Children can differ in their prior knowledge for a variety of reasons (e.g., a child may be a new Canadian or come from a different cultural background). What is important to keep in mind is that general knowledge important for new learning may need to be restated and reinforced for some children and actually taught to others."*

(Expert Panel on Literacy and Numeracy  
Instruction for Students With Special  
Education Needs, 2005, p. 40)

## Provide Developmentally Appropriate Learning Tasks

Students go through stages of mathematical development, with considerable individual variation from student to student. Recognition of this variation is key to establishing the most effective learning environment. For the teaching and learning processes to be successful, it is important that the student's existing conceptual understanding of mathematics be recognized. Students need to encounter concepts in an appropriate manner, at an appropriate time, and with a developmentally appropriate approach.

*"Developmentally appropriate means challenging but attainable for most children of a given age range, and flexible enough to respond to inevitable individual variation. That is, expectations may have to be adjusted for children with different experiential backgrounds."*

(Clements, Sarama, & DiBiase,  
2004, p. 13)



In general, students first need to model, or represent, new concepts concretely (e.g., by using their fingers or manipulatives). Then they move to more abstract representations of problems (e.g., by using words, pictures, and symbols). Whenever a new concept is introduced, students and teachers need opportunities to explore the concepts with concrete materials.

Teachers must recognize the student's level of cognitive, linguistic, physical, and social-emotional development. The most effective learning takes place when these aspects of development are taken into consideration. This means that the student needs to:

- be cognitively capable of taking on the mathematical task at hand;
  - be able to comprehend the language of instruction;
  - have sufficient fine motor control in the early grades to complete the task;
  - be emotionally mature enough for the demands of the task so that frustration does not hamper the learning situation.
- (Sophian, 2004)

When undertaking a learning task that is developmentally appropriate, a student can use his or her prior knowledge as a mental network in which new ideas and knowledge can be integrated. If the new knowledge "connects", the student's thinking is stretched outwards; the student integrates newer, more complex concepts; and optimal learning occurs. The student will have been working in what Lev Vygotsky (1896–1934) calls the "zone of proximal development". If the learning is too easy (below the zone of proximal development), the student does not gain new knowledge and may become completely disengaged from the process of learning. If the learning is too complex (beyond the zone of proximal development), independent learning does not occur, and the student often experiences frustration and depleted self-confidence. The most meaningful learning occurs within the zone of proximal development.

*"If the creation of the conceptual networks that constitute each individual's map of reality – including her mathematical understanding – is the product of constructive and interpretive activity, then it follows that no matter how lucidly and patiently teachers explain to their students, they cannot understand for their students."*

(Schifter & Fosnot, 1993, p. 9)

#### **Zone of Proximal Development:**

*"... the distance between the actual developmental level as determined by independent problem solving and the level of potential development as determined through problem solving under adult guidance or in collaboration with more capable peers."*

(Vygotsky, 1980, p. 86)

When planning for instruction, teachers need to consider how to keep students working in this zone. As students are introduced to new concepts, their thinking is stretched, and they experience a state of discomfort known as cognitive dissonance. This is the point at which they need the most support. Teachers give this support through asking questions, guiding discussion and dialogue, and providing appropriate activities.

The following chart provides a summary of the impact on the student of learning below, within, or above the zone of proximal development.

Vygotsky's Zone of Proximal Development (as related to mathematics)		
Below the Zone of Proximal Development	In the Zone of Proximal Development	Beyond the Zone of Proximal Development
<ul style="list-style-type: none"> <li>The student can complete the task independently.</li> <li>The student does not gain new knowledge, but the task may build confidence and fluency and may help to consolidate previously learned concepts.</li> <li>The student practises the learning/skill/concept to deeply entrench understanding.</li> <li>The student's learning is proficient and automatic.</li> <li>Tasks may be too easy if the student remains in this zone longer than is appropriate.</li> </ul>	<ul style="list-style-type: none"> <li>The student's learning is supported so that the student can move to a higher level of understanding (i.e., teacher assistance is required to ensure that problems at an appropriate level are presented, and that modelling, guidance, and questioning occur during the task, as necessary).</li> <li>The student's learning is linked to prior knowledge.</li> <li>New learning occurs. The experience is challenging enough to trigger new understandings.</li> <li>The student contributes meaningful talk and action during the construction of new knowledge.</li> <li>The learning tasks are "just right".</li> </ul>	<ul style="list-style-type: none"> <li>The student can complete the task only through reliance on procedures at the expense of conceptual understanding (e.g., performs step-by-step long division without understanding).</li> <li>There is no new learning; understanding is limited; the student cannot generalize and apply the knowledge to new situations.</li> <li>The student may disengage from the learning process.</li> <li>Tasks are too difficult and lead to frustration.</li> </ul>

## Respect How Each Student Learns

Teachers need to respect how students learn by taking into consideration the balance of learning styles, attitudes, preferences, cultural backgrounds, and special needs of students in the classroom. Keeping students engaged in the learning process involves both maintaining their interest and sustaining their understanding of the task they are undertaking.

Classrooms and instructional approaches that are conducive to mathematical learning include:

- a variety of visual displays (e.g., math word walls, strategy walls, students' work);
- oral reminders that emphasize the connections with prior knowledge and similar learning experiences;
- organizers such as mind maps and webs for a particular concept;
- prompts such as questions that the teacher poses as well as access to prompts that help students become "unstuck" (e.g., multiplication grids, T-charts);
- a range of learning experiences that include opportunities for shared, guided, and independent mathematics;
- the use of a three-part lesson format that includes "Getting Started", "Working on It", and "Reflecting and Connecting" segments;
- a focus in all lessons on connecting conceptual understanding with procedural knowledge;
- care in ensuring age-appropriate pacing and duration of lessons;
- attention to the special needs of students (e.g., through adaptations of lessons and of teaching and assessment strategies and other accommodations – see the appendix to this chapter, entitled "Accommodations and Modifications". See also the Special Education Companion in the *Ontario Curriculum Unit Planner*, available at [www.ocup.org](http://www.ocup.org));
- strategies that support English language learners (e.g., using simple and familiar language; using manipulatives, visuals, and gestures to explain concepts; explaining cultural content that may be unfamiliar to newcomers to Ontario);
- flexibility in the teaching of a lesson (to follow the needs of the class, not simply to follow the lesson plan);
- a variety of materials that students can use depending on their particular needs or interests (e.g., one student may feel more comfortable using base ten blocks while another favours counters);
- appropriate "wait time" that allows students to think through a problem before responding.

*"Patterns of learning may vary greatly within a classroom. Teachers need to plan for diversity, give students tasks that respect their abilities, use dynamic and flexible grouping for instruction, and provide ongoing assessment."*

(Expert Panel on Literacy and Numeracy Instruction for Students With Special Education Needs, 2005, p. 4)

Small changes in how classrooms are organized and how materials are presented to students will result in a better learning environment for the diverse group of learners in every classroom.

For more information on respecting each student's approach to learning, see Chapter 7: Classroom Resources and Management, in Volume Three.

## Provide a Culture and Climate for Learning

The culture and climate in the classroom have a profound effect on the learning that takes place. Students need to feel valued and respected. They need to know that they are members of a community that appreciates the mathematical contributions of each of its members. In an effective mathematical community:

- problem solving, reasoning, and communication are highly valued;
- interest in mathematical ideas, even when they are not related to the curriculum, is encouraged and promoted;
- different methods of solving problems are welcomed and shared;
- mistakes are looked upon as opportunities for learning;
- the acquisition of mathematical knowledge by all students is viewed as a top priority;
- teachers are flexible in their understanding of how students develop their own strategies for solving problems;
- different ways of thinking and reasoning are viewed as valuable insights into students' minds.



See also the section "Developing a Mathematical Community" in Chapter 7: Classroom Resources and Management, in Volume Three, for more information on building a community of learners.

## Recognize the Importance of Metacognition

Being able to identify and monitor one's own strategies for solving problems is a valuable learning skill. Such a skill involves being able to think about one's thinking. Students benefit from encouragement in developing such metacognitive skills as are appropriate to their own developmental level. Students are using metacognitive skills when they ask themselves questions like the following:

- "What am I doing?"
- "Why am I doing it?"
- "How does it help me?"

*"Good problem solvers regularly and consciously reflect on and monitor their own thought processes. By doing so they are able to recognize when the technique they are using is not fruitful and to make a conscious decision to switch to a different strategy, rethink the problem, search for related content knowledge that may be helpful, and so forth.... Even very young students should be taught to examine their own thought processes this way."*

(Ontario Ministry of Education, 2005, p. 14)

Teachers can assist students in developing metacognitive skills by:

- reminding students to think about their own thinking;
- providing opportunities for students to reflect on a problem at the beginning, in the middle, and especially at the end of a task;
- modelling metacognitive skills by talking aloud about their own thinking processes in solving problems in mathematics or in other parts of the curriculum;
- providing probing questions or prompts to help students talk about their thinking – for example, "Why did you use that method?" "Did you think of another way first?" "Have you solved a problem like this before?";
- making reflection a critical component of tasks and of the assessment of tasks.

## Focus on the Significant Mathematical Concepts ("Big Ideas")

Effective mathematics programs provide students with opportunities to gain a thorough understanding of the "big ideas", or key concepts, of mathematics. Programs that emphasize the big ideas allow students to make connections, to see that mathematics is an integrated whole, and to gain a deeper understanding of the key concepts. Rather than provide specific instructional strategies for individual curriculum expectations, an effective mathematics program takes the approach of clustering expectations around a big idea and investigating effective teaching strategies for that big idea. Such an approach is exemplified in the companion documents to this guide that focus on the individual strands.

Teachers need a sound understanding of the key mathematical concepts in every strand of the curriculum, as well as an understanding of what students are to learn in connection with each concept at every grade level and how that learning connects with previous learning (in the grade before) and future learning (in the next grade). Liping Ma's research (1999) indicates that teachers of elementary mathematics must have a profound understanding of fundamental mathematics. Such knowledge includes an understanding of the "conceptual structure and basic attitudes of mathematics inherent in the elementary curriculum" (Ma, 1999, p. xxiv) as well as a knowledge of how to teach the concepts to students.

Focusing on the big ideas provides teachers with a global view of the concepts represented in the strand. The big ideas also act as a lens for:

- making instructional decisions (e.g., deciding on an emphasis for a lesson or a set of lessons);
- identifying prior learning;
- looking at students' thinking and understanding in relation to the mathematical concepts addressed in the curriculum (e.g., making note of the strategies a student uses to count a set or to organize all possible combinations to solve a problem);
- collecting observations and making anecdotal records;
- providing feedback to students;
- determining next steps;
- communicating concepts and providing feedback on students' achievement to parents (e.g., in report card comments).

## Diversity and Effective Instruction

### A VISION FOR EQUITY IN ONTARIO CLASSROOMS

School classrooms represent the world in miniature; they mirror our larger society. The diversity that exists in our classrooms has helped to shape our vision for education in Ontario today. All children, regardless of their background and/or ability, deserve opportunities to learn and to grow, both cognitively and socially. The challenge is to reach more children more effectively. To do this, we need to create a vision for learning that makes every child feel included.

To develop the right learning conditions for each individual child, we must allow for a variety of cultural experiences and multiple perspectives, so that all children feel valued in the classroom.

## DIVERSITY, EQUITY, AND STUDENT ACHIEVEMENT

Effective learning environments are those that consistently foster student achievement. The performance of all students is strengthened when the diversity of the class is recognized and valued.

Acknowledging students' different backgrounds and experiences is best accomplished by weaving appropriate examples throughout lessons in all subject areas. Learning occurs when students are exposed to the unfamiliar. Discussing viewpoints and sharing aspects of different cultures, customs, and languages are powerful tools for learning.

Being committed to inclusion means empowering students to use their voices and experiences in building their knowledge and understanding. The diversity of students' voices must be reflected in learning materials, discussions, problem solving, and learning applications. Teachers who recognize and build on the diversity of their students adopt flexible approaches, maintain high standards, and bring concepts alive by presenting them in contexts that students perceive to be real and meaningful.

For instance, in developing a social studies unit on early settlers in Upper Canada (Grade 3), or a history unit on the development of Western Canada (Grade 8), teachers need to ensure that stories of pioneers who established Black communities, such as Dresden and Buxton in Ontario, or Breton, Wildwood, Maidstone, and Campsie in Alberta and Saskatchewan, are included in the readings and pictures they choose for students. Similarly, in science programs, the achievements of scientists and inventors who are women or who come from Aboriginal, Black, or other minority backgrounds must be celebrated. Pictures and examples should illustrate the accomplishments of all members of society, so that children will see themselves in the curriculum.

Being open to students' diverse experiences and points of view increases opportunities for teachers to seize teachable moments that support effective learning.

## SUPPORTING DIVERSE LEARNING STYLES

Student self-esteem is fostered through the creation of competencies. Helping students to develop competencies empowers them and creates an *intrinsic* motivation to learn.

Success in supporting student learning depends, in part, on taking into account the diversity of learning styles among students in the classroom. Many teachers use Howard Gardner's theory of multiple intelligences to respond effectively to the diverse learning styles of their students. "Multiple intelligences", as identified by Gardner (1993), reflect the following ways of demonstrating intellectual ability: Interpersonal, Intrapersonal, Verbal/Linguistic, Logical/Mathematical, Musical/Rhythmic,



Visual/Spatial, Bodily/Kinesthetic, and Naturalist. When teachers take these intelligences into account in their lesson design and their assessment of student achievement, they can focus on a range of student strengths that reflects the varied abilities of the class as a whole.

## **CREATING AN ENVIRONMENT CONDUCTIVE TO LEARNING**

An environment that helps promote learning is critical to engaging students in schoolwork and class activities. Learning is a social activity. However, the ways in which students respond to the social environment in the classroom may vary considerably. For some students, the environment may be as integral to learning as the actual learning activities in which they participate. When students are comfortable and feel secure in their learning environment, their true potential will be reflected in their performance. Recognizing and valuing diversity strengthens students' capacity to work both independently and within a collaborative setting.

## **RECOGNIZING DIVERSITY IN ITS MANY FORMS**

Diversity takes many forms and exists in all Ontario communities. In addition to cultural diversity, classrooms will have students of different gender, intellectual and physical ability, religious and social background, and sexual orientation.

Children will experience diversity throughout their lives. Their capacity to develop awareness and empathy early on will influence their future actions considerably.

## **“DIVERSITY LENSES”: BRINGING EQUITY INTO FOCUS**

Success in engaging all students in their learning ultimately depends on teaching lessons from multiple perspectives. By wearing “diversity lenses” when planning lessons and during class discussions, teachers create a vision for equity in education that permeates the classroom, leaving an indelible imprint on young minds. When as much of society as possible is represented in that vision, teachers succeed in dismantling feelings of alienation and exclusion and instead build feelings of respect and acceptance.

The following checklist will assist teachers as they reflect on and prepare lessons. Not every item may be applicable to every classroom. The checklist represents a “lens” through which teachers can view their own instructional strategies and approaches, ensuring that diverse realities are reflected in their students' experiences in the classroom.



## A CHECKLIST FOR INCLUSIVE MATHEMATICS INSTRUCTION

1. The math examples and problems that I use with students:
  - ☐ represent real-life situations that the students might encounter;
  - ☐ reflect a variety of ethnocultural groups;
  - ☐ inform students about other cultures;
  - ☐ are presented in a manner that allows all students to grasp the concepts involved.
2. When I use word problems in the classroom, I try to ensure that they:
  - ☐ reflect diverse realities;
  - ☐ reflect a variety of cultural settings;
  - ☐ use inclusive language;
  - ☐ are accessible to problem solvers of all backgrounds and are of interest to both boys and girls;
  - ☐ use clear language and mathematical terms that students have already learned (e.g., *and*, *net*).
3. When I refer to individuals who have made important contributions to mathematics throughout history:
  - ☐ I try to include mathematicians and/or scientists who come from various countries and ethnocultural backgrounds.
4. When I talk about careers that involve mathematics, I:
  - ☐ make clear that individuals of both genders, of differing abilities/disabilities, and with diverse ethnocultural backgrounds participate in such careers.
5. When I talk about mathematical practice, I include:
  - ☐ information about mathematics in ancient Chinese, Greek, South Asian, and Arab civilizations.
6. When I use teacher resources, I check to ensure that they:
  - ☐ reflect ethnic diversity;
  - ☐ reflect gender equality;
  - ☐ address the academic needs of all students;
  - ☐ present a global view.

7. I make sure that the math materials I purchase or borrow for use in class:

- ☐ include a wide variety of hands-on materials;
- ☐ include materials at a variety of academic levels;
- ☐ accurately represent the diversity of the student population in Ontario;
- ☐ make realistic assumptions about the background experiences of learners.

8. When I teach mathematics, I make use of:

- ☐ instructional strategies that accommodate diverse learning styles;
- ☐ communication strategies that reflect various levels of critical thinking;
- ☐ open-ended questions that allow for a wide range of responses;
- ☐ a wide range of vocabulary and of language structures;
- ☐ the aid of peers in translating, if necessary;
- ☐ collaborative and cooperative learning opportunities.

9. When I review number words and numeration, I do the following, where appropriate for the class:

- ☐ identify numbers using the words for them from different languages;
- ☐ show the students finger-counting techniques from different cultures;
- ☐ identify symbols that are used to represent numbers in other countries;
- ☐ describe recording devices and number systems from several ancient civilizations.  
(This could be the topic of a student-generated research project.)

10. When I teach calendar activities, I:

- ☐ discuss calendars used by ancient and modern civilizations;
- ☐ make students aware of the diverse origins of the calendar;
- ☐ show students examples of the calendars of other cultures;
- ☐ mention days of significance to diverse groups.

11. When I group students for mathematics activities, I ensure that the groups:

- ☐ are mixed according to abilities;
- ☐ are mixed according to gender;
- ☐ are mixed according to ethnocultural background;
- ☐ include an equitable balance of roles (e.g., presenter, recorder).

12. When I teach graphing, I ensure that:

- ☐ the data are collected from situations relevant to all the students;
- ☐ the ethnocultural composition of the student population is represented;
- ☐ the data collected are balanced by topics representing several realities and points of view;
- ☐ the information reflects the students' diverse backgrounds (e.g., language distribution in the classroom and in the school).

13. When I schedule family math activities, I:

- ☐ ensure that all parents/guardians receive invitations in their own language, as necessary;
- ☐ provide a representative variety of materials;
- ☐ have parent groups participate in a variety of activities to promote interaction;
- ☐ have students from a variety of ethnocultural backgrounds explain activities;
- ☐ invite parents to share their insights into, experiences related to, and concerns about areas of focus in the mathematics curriculum.

14. When I use math games, I:

- ☐ include games of chance, games of skill, and board games from a variety of ancient and modern cultures (e.g., those of Ancient Egypt, Aboriginal societies of North America and Australia, China, the Middle East, India).

15. When I present examples in geometry, I:

- ☐ show examples of symmetry in textile patterns, folk art, and architectural designs from various cultures around the world.

16. When I invite guest speakers to present concepts to the class, I:

- ☐ make the presenters aware of the diverse language needs and abilities of the students;
- ☐ ensure that presentations reflect the diverse experiences of students in the class (e.g., as they relate to income level, ethnocultural background, language);
- ☐ ensure that I maintain a gender balance in my choice of presenters;
- ☐ reflect the diversity of the population of Ontario in my choice of presenters.

17. When I assess students' knowledge and skills, I:

- ☐ consider the various needs of the students in the class;
- ☐ give students opportunities to demonstrate knowledge and skills in a variety of ways;
- ☐ use assessment tools that are familiar to students (i.e., the nature and purpose of the tool have been clearly explained to them, as have the skills required to perform the tasks involved or to answer the questions);
- ☐ use assessment tools that conform to the requirements of equity in education;
- ☐ accommodate students who require extra time or who would benefit from simpler or more detailed explanations.

18. The displays I use in my classroom:

- ☐ reflect cultural diversity;
- ☐ are gender-balanced;
- ☐ include labels in languages other than English, as needed;
- ☐ reflect a range of abilities/disabilities.

19. In my classroom, the study of mathematics invites:

- ☐ questioning and inquiry;
- ☐ independent thinking;
- ☐ the natural application of graphs and charts in the study of research data taken from around the world.

20. When recognizing the accomplishments of students in class, I include recognition and celebration of:

- ☐ their successes;
- ☐ improvements in their work;
- ☐ the effort they make to improve their work;
- ☐ their commitment to learning mathematics;
- ☐ their motivation to learn.

21. The language that I use with students:

- ☐ is encouraging, positive, and supportive;
- ☐ conveys the belief that all students have the potential and ability to learn math;
- ☐ reflects high expectations of all students.

## Appendix 2-1: Accommodations and Modifications

In some cases, individual students may require accommodations and/or modifications, in accordance with their Individual Education Plan (IEP), to support their participation in learning activities.

### Providing Accommodations

Students may require accommodations, including special strategies, support, and/or equipment to allow them to participate in learning activities. There are three types of accommodations:

- *Instructional accommodations* are adjustments in teaching strategies, including styles of presentation, methods of organization, or the use of technology or multimedia.
- *Environmental accommodations* are supports or changes that the student may require in the physical environment of the classroom and/or the school, such as preferential seating or special lighting.
- *Assessment accommodations* are adjustments in assessment activities and methods that enable the student to demonstrate learning, such as allowing additional time to complete tasks or permitting oral responses to test questions.

Some of the ways in which teachers can provide accommodations with respect to mathematics learning activities are listed in the following chart.

*The term accommodations is used to refer to the special teaching and assessment strategies, human supports, and/or individualized equipment required to enable a student to learn and to demonstrate learning. Accommodations do not alter the provincial curriculum expectations for the grade.*

*Modifications are changes made in the age-appropriate grade-level expectations for a subject ... in order to meet a student's learning needs. These changes may involve developing expectations that reflect knowledge and skills required in the curriculum for a different grade level and/or increasing or decreasing the number and/or complexity of the regular grade-level curriculum expectations.*

(Ontario Ministry of Education, 2004, pp. 25–26)

### Instructional Accommodations

- Vary instructional strategies, using different manipulatives, examples, and visuals (e.g., concrete materials, pictures, diagrams) as necessary to aid understanding.
- Rephrase information and instructions to make them simpler and clearer.
- Use non-verbal signals and gesture cues to convey information.
- Teach mathematical vocabulary explicitly.
- Have students work with a peer.
- Structure activities by breaking them into smaller steps.
- Model concepts using concrete materials, and encourage students to use them when learning concepts or working on problems.
- Have students use calculators and/or addition and multiplication grids for computations.

*(continued)*

- Format worksheets so that they are easy to understand (e.g., use large-size font; an uncluttered layout; spatial cues, such as arrows; colour cues).
- Encourage students to use graphic organizers and graph paper to organize ideas and written work.
- Provide augmentative and alternative communications systems.
- Provide assistive technology, such as text-to-speech software.
- Provide time-management aids (e.g., checklists).
- Encourage students to verbalize as they work on mathematics problems.
- Provide access to computers.
- Reduce the number of tasks to be completed.
- Provide extra time to complete tasks.

### **Environmental Accommodations**

- Provide an alternative work space.
- Seat students strategically (e.g., near the front of the room; close to the teacher in group settings; with a classmate who can help them).
- Reduce visual distractions.
- Minimize background noise.
- Provide a quiet setting.
- Provide headphones to reduce audio distractions.
- Provide special lighting.
- Provide assistive devices or adaptive equipment.

### **Assessment Accommodations**

- Have students demonstrate understanding using concrete materials or orally rather than in written form.
- Have students record oral responses on audiotape.
- Have students' responses on written tasks recorded by a scribe.
- Provide assistive technology, such as speech-to-text software.
- Provide an alternative setting.
- Provide assistive devices or adaptive equipment.
- Provide augmentative and alternative communications systems.
- Format tests so that they are easy to understand (e.g., use large-size font; an uncluttered layout; spatial cues, such as arrows; colour cues).

- Provide access to computers.
- Provide access to calculators and/or addition and multiplication grids.
- Provide visual cues (e.g., posters).
- Provide extra time to complete problems or tasks or answer questions.
- Reduce the number of tasks used to assess a concept or skill.

### Modifying Curriculum Expectations

Students who have an IEP may require modified expectations, which differ from the regular grade-level curriculum expectations. When developing modified expectations, teachers make important decisions regarding the concepts and skills that students need to learn.

Most of the learning activities in this document can be adapted for students who require modified expectations. The following chart provides examples of how a teacher could deliver learning activities that incorporate individual students' modified expectations.

Modified Program	What It Means	Example
<i>Modified learning expectations, same activity, same materials</i>	The student with modified expectations works on the same or a similar activity, using the same materials.	The learning activity involves solving a problem that calls for the addition of decimal numbers to thousandths using concrete materials (e.g., base ten materials). Students with modified expectations solve a similar problem that involves the addition of decimal numbers to tenths.
<i>Modified learning expectations, same activity, different materials</i>	The student with modified expectations engages in the same activity, but uses different materials that enable him/her to remain an equal participant in the activity.	The activity involves ordering fractions on a number line with unlike denominators using Cuisenaire rods. Students with modified expectations may order fractions with like denominators on a number line using fraction circles.
<i>Modified learning expectations, different activity, different materials</i>	Students with modified expectations participate in different activities.	Students with modified expectations work on a fraction activities that reflect their learning expectations, using a variety of concrete materials.

(Adapted from *Education for all: The Report of the Expert Panel on Literacy and Numeracy Instruction for Students With Special Education Needs, Kindergarten to Grade 6*, p. 119)

It is important to note that some students may require both accommodations and modified expectations.





# 3. Planning the Mathematics Program

---

## Chapter Contents

Long-Term Planning .....	48
Unit or Short-Term Planning .....	49
Daily Lesson Planning .....	51
<i>Appendices</i>	
Appendix 3-1: Long-Range Planning Template A for Mathematics .....	59
Appendix 3-2: Long-Range Planning Template B for Mathematics .....	60
Appendix 3-3: Unit Planning Template for Mathematics .....	61
Appendix 3-4: Daily Lesson Planning Template for Mathematics .....	62





# Planning the Mathematics Program

Planning plays a critical role in the development of an effective mathematics program. The teacher is the best judge of students' prior knowledge, learning, and cultural needs, and of the appropriate use of available resources. Integrating the mathematical needs of students with curricular requirements calls for thoughtful decision making, and such decision making benefits from planning on a daily, monthly, and yearly basis. Included in this process should be decisions about how to organize planning around big ideas [see the section "Focus on the Significant Mathematical Concepts ("Big Ideas")" in Chapter 2: Principles of Mathematics Instruction] and how to provide problem-solving learning opportunities that allow students to explore these big ideas in depth. Using big ideas as a focus helps teachers to see that the concepts represented in the curriculum expectations should not be taught as isolated bits of information but rather as a connected network of interrelated concepts. Other factors to be considered in such decision making and planning include the following:

- the characteristics and needs of students, including developmental levels, preferred learning styles, attitudes, levels of English proficiency, and cultural backgrounds;
- the four categories of knowledge and skills listed in the achievement chart on pages 22–23 of *The Ontario Curriculum, Grades 1–8: Mathematics, 2005*: Knowledge and Understanding, Thinking, Communication, and Application;
- the three instructional approaches recommended in the report of the Expert Panel on Early Math and the report of the Expert Panel on Mathematics in Grades 4 to 6 in Ontario: guided mathematics, shared mathematics, and independent mathematics (see Chapter 4: Instructional Approaches);
- the five strands of the mathematics curriculum into which the curriculum expectations are organized (Number Sense and Numeration, Measurement, Geometry and Spatial Sense, Patterning and Algebra, and Data Management and Probability);
- the big ideas in each of the strands (e.g., quantity in the Number Sense and Numeration strand) and the expectations that cluster around the big ideas;



- the seven mathematical processes outlined on pages 11–17 of *The Ontario Curriculum, Grades 1–8: Mathematics, 2005*: problem solving, reasoning and proving, reflecting, selecting tools and computational strategies, connecting, representing, communicating.

In this chapter, three planning formats are considered:

- the long-term plan – the record of a year-long plan for teaching the mathematics curriculum. In a long-term plan, concepts are organized in a meaningful and logical order, so that mathematical growth is fostered and the needs of the particular classroom are met;
- the unit plan – a series of lessons that build towards a conceptual understanding of the big idea(s) and key concepts in a single strand or several strands of mathematics;
- the daily lesson plan – a specific lesson that is part of the larger unit plan and that builds towards understanding a key concept.

All three formats are connected; they enhance one another and serve different roles. Taken altogether, they provide teachers with a sound and cohesive course of action in the classroom. Such a course of action, however, should not be adhered to rigidly. Teachers need to be flexible in using their plans and should be prepared to revise and refine them in light of students' ongoing needs.

## Long-Term Planning

In making a long-range plan for a balanced mathematics program, teachers need to consider the following questions:

- **Where do I start?**

First, teachers should be familiar with the knowledge and skills that students are expected to acquire at their current grade level, and the knowledge and skills that they were expected to acquire in the previous grade. Next, teachers need to begin to plan with their teaching partner(s) (i.e., other teachers in the school who are teaching at the same grade level). Often consultation with teachers of other grades in the division is also helpful, particularly with the teacher from the previous grade, who can provide an overview of the prior learning and experiences of students.

Then, teachers need to review the primary resource to be used in the classroom (e.g., a textbook and/or teacher's manual), in order to become familiar with its flow and organization. Often the teacher's manual will include a suggested calendar. Teachers need to be aware that the entire curriculum may not be addressed in the primary resource or that the resource may include extraneous activities that are not related to the Ontario curriculum. The primary resource should be designed to assist students in achieving the expectations outlined in the curriculum policy

document for mathematics and should support an effective mathematics program as described in the report of the Expert Panel on Early Math in Ontario (2003) and the report of the Expert Panel on Mathematics in Grades 4 to 6 in Ontario (2004).

- **How do I make decisions about when to address the strands?**

In order to map out the year, teachers should consult the primary resource for help in making decisions about the order of the strands and the order of the connected key concepts that will be addressed each term. Teachers should also be familiar with ministry reporting requirements and board guidelines. Teachers should ensure that the strands addressed in each term make sense in the context of the whole program and in relation to learning in other subjects. For example, teachers might plan to have their students build structures to meet the expectations of the Structures and Mechanisms strand of the science and technology curriculum at the same time that they are learning linear measurement in the Measurement strand of the mathematics curriculum.

Teachers should consider the implications of teaching one concept before another. For example, some concepts from the Measurement strand might be clearer to students after they have worked with and understood some of the concepts from the Number Sense and Numeration strand.

- **How do I record my long-range plans?**

Organizers can be helpful in providing an overview of the year-long plan for mathematics. Included in this chapter are two sample templates suitable for use in long-term planning (see Appendices 3-1 and 3-2). Note that long-range plans need not be as detailed as unit plans or daily lesson plans.

The generic templates provided in this chapter may be helpful to some teachers in their planning, but they are not the only templates that promote effective planning. Many school boards have developed their own templates for planning. The Ministry of Education's *Ontario Curriculum Unit Planner* (available at [www.ocup.org](http://www.ocup.org)) is also helpful for developing long-range and unit plans.

## Unit or Short-Term Planning

Unit planning is key to effective mathematics instruction. Teachers need to have an overall plan for the series of daily lessons (subtasks) that they will use to help students achieve the curriculum expectations outlined for a particular strand or part of a strand of mathematics during the school term.

"Backwards design" (also called "design down") templates are constructed with the end in mind. Teachers determine ahead of time the conceptual understanding and procedural knowledge (the key concepts) that they want their students to have

achieved by the end of the unit. They also decide what evidence will be gathered from students to demonstrate the successful attainment of the required learning, and they determine the criteria that will be used to ascertain levels of achievement. Sometimes the evidence at the end of a unit can be a student's representation and explanation of a concept using a geoboard, pattern blocks, or another manipulative. It need not be a long, complex task based on a scenario.

In making a unit or short-term plan for mathematics, teachers need to consider the following questions:

- **How will I determine the prior knowledge that my students bring?**

Often the use of an introductory activity from a previous grade or unit can be helpful in determining students' level of understanding of a concept. Another effective strategy can be brainstorming or mind mapping the concept. For example, the teacher might ask: "What do you know about two-dimensional shapes? Write and draw everything you know."

- **What are the conceptual understandings and procedural knowledge (key concepts) that I want students in my class to know at the end of this unit?**

Teachers need to become familiar with the key concepts underlying the expectations outlined in the relevant strand of the mathematics curriculum and should structure their lessons around those key concepts.

- **How will I structure a series of lessons (subtasks) to help my students explore and learn these concepts?**

Over the course of the lessons in a unit, teachers should use a variety of opportunities for shared, guided, and independent mathematics. This does not mean that all three instructional approaches must occur in each lesson, but that there should be a balance of all three over the series of lessons. All students benefit from opportunities to learn along with others (shared mathematics), to learn in a guided situation (guided mathematics), and to learn on their own (independent mathematics). See Chapter 4: Instructional Approaches.

Lessons should focus on problem-solving tasks and include multiple opportunities for students to use manipulatives, pictures, and charts in modelling mathematical concepts and demonstrating their understanding of concepts. The lessons in a unit should also include multiple opportunities for students to communicate through talk with their peers and with the teacher, and include opportunities for students to connect their conceptual understanding with mathematical procedures.

Finally, teachers need to establish criteria for the successful completion of tasks.

- **How will I know when students have learned the concepts?**

Assessment should include a range of “evidence” that is directly linked with instruction. Such assessment will enable teachers to know whether students have learned the concepts. For example, teachers might use the following assessment methods in a unit to collect evidence of student learning:

- personal communications with students (e.g., instructional questions and answers, conferences, interviews)
- performance tasks
- paper-and-pencil tasks
- daily written work
- tests and quizzes

(The assessment methods listed above are described in the subsection “Assessment Methods” in Chapter 8: Assessment and Evaluation, in Volume Four.)

- **How do I record a unit or short-term plan?**

The template provided in this chapter (see Appendix 3-3) is a generic sample designed to help teachers focus their planning on key concepts and skills related to curriculum expectations at their grade level.

The template is one way of organizing a unit; it may help the teacher navigate the sections of this guide as they apply to unit planning. Other ways of planning may be more appropriate to the teacher’s grade, students, or school community. Many school boards have developed their own template for planning. The Ministry of Education’s *Ontario Curriculum Unit Planner* (available at [www.ocup.org](http://www.ocup.org)) is also helpful for developing long-range and unit plans.

## Daily Lesson Planning

Mathematical experiences in the classroom have a profound effect on both the attitudes and the understandings of students. These experiences require careful planning that takes into consideration the prior knowledge of students, the requirements of the curriculum, and effective instructional strategies. Daily planning helps to ensure that there is a balance of these components in every lesson. In order to achieve this, the teacher needs to consider the following questions, which are slightly different from the ones for unit planning:

- **How will I utilize the prior knowledge that my students bring with them?**

On a daily basis, the teacher uses the information gathered from the previous lessons to build new conceptual understanding or to consolidate understanding.

*Learning mathematics means  
“knowing what to do and why”.*

(Skemp, 1978, p. 9)

For grade-specific examples of daily lessons in mathematics, see the learning activities provided in the companion documents to this guide that focus on the individual strands.

- **What are the concepts and procedures that I want students in my class to learn at this time?**

Teachers refer to the unit plan that has been developed, select one of the concepts outlined in that plan, become familiar with the concept and how students best learn it, and use this knowledge to create lessons that are engaging and developmentally appropriate. In some cases, a lesson may be found in an existing resource. Such a lesson should be reviewed with a critical eye and adjusted or modified, if necessary, to ensure that its focus is on problem solving and communication and that it supports students in achieving the curriculum expectations. (See the subsection "Providing Appropriate and Challenging Problems" in Chapter 5: Problem Solving, in Volume Two, for information on reviewing and revising problems from existing resources.)

- **How will I structure the learning experience to help students learn these concepts and procedures?**

When developing lessons, teachers should:

- begin with a thought-provoking question or problem that will encourage students to reason mathematically;
- plan learning experiences that allow students to connect new mathematical ideas with concepts that they already understand;
- structure the lesson to include "Getting Started", "Working on It", and "Reflecting and Connecting" segments;
- consider which instructional groupings best suit the purpose of the lesson and meet the needs of all students, including English language learners and students with special needs;
- use a balance of shared, guided, and independent mathematics (see Chapter 4: Instructional Approaches);
- consider how students will use tools (e.g., manipulatives, calculators, computers) to investigate mathematical ideas and to solve problems;
- determine ways in which students will represent mathematical ideas (e.g., using concrete materials, pictures, diagrams, graphs, tables, numbers, words, symbols);
- design probing questions that will help students focus on important mathematical concepts;
- plan ways in which students will communicate their mathematical thinking, strategies, and solutions;
- include time at the end of the lesson for a class discussion in which students reflect on and discuss mathematical ideas they have learned.



- **How will I know when students have learned the concepts and procedures?**

Teachers can refer to Chapter 8: Assessment and Evaluation, in Volume Four, for assistance in learning how to assess students' work and especially learning how to "assess on their feet", in order to address misconceptions and determine appropriate next steps in instruction.

- **How do I record my daily lesson plan?**

Included in this chapter is a generic template that will help teachers in their planning for instruction in the key concepts or big ideas (see Appendix 3-4).

The template lends itself to a problem-solving focus; emphasizes the instructional

approaches of guided mathematics, shared mathematics, and independent mathematics; and provides for a three-part lesson structure of "Getting Started", "Working on It", and "Reflecting and Connecting".

The template provided in Appendix 3-4 for daily lesson planning is one way of organizing a daily plan; it may help the teacher navigate the sections of this guide as they apply to daily planning. This is not, however, the only way of doing daily lesson plans. Other ways of planning may be more appropriate to the teacher's grade, students, or school community.

It is valuable to use a pre-arranged structure for a daily plan to help ensure that all the components of an effective lesson are included. Using a structure becomes automatic over time and helps teachers stay on track while at the same time allowing more freedom for the "teachable moment".

**For examples of the three-part lesson structure, see "Problem-Solving Vignette – Grade 1" and "Problem-Solving Vignette – Grade 4" in Chapter 5: Problem Solving, and "Communication Vignette – Grade 4" in Chapter 6: Communication, all in Volume Two. For various other examples, see the learning activities provided in the companion documents to this guide that focus on the individual strands. For further information about the three main parts of a lesson, see the subsection "Supporting and Extending Learning" in Chapter 5: Problem Solving, in Volume Two, and the subsection "The Three-Part Lesson Format: Grades 1–6" in Chapter 7: Classroom Resources and Management, in Volume Three.**

The chart below provides guidance on completing the daily lesson plan template.

**K**

**1-3**

**4-6**

## Daily Lesson Planning for Mathematics

**Strand:** \_\_\_\_\_ **Grade:** \_\_\_\_\_

### Key Concept(s)/Big Idea(s)

- Identify the key concept(s) and/or big idea(s) in the lesson.

### Curriculum Expectations

- List the appropriate expectations in the strand that cluster around the big idea(s) and relate to the lesson.

### Materials

- List materials needed for the lesson.

### Instructional Groupings

- Consider appropriate student groupings (e.g., whole class, small groups, pairs, individuals). A lesson may involve a variety of groupings.

### Getting Started

- Introduce a mathematical task that involves problem solving and/or investigation.
- Ensure that students understand the task.
- Elicit the prior knowledge students have that will help them understand new concepts.
- Help students understand what is expected of them in their work.
- Provide access to a variety of learning tools (e.g., manipulatives).
- Assess students' prior learning, and adjust subsequent parts of the lesson accordingly.

### Working on It

- Use probing questions. Encourage students to reflect on their strategies and to explain their thinking.
- Encourage students to share their strategies and solutions with others.
- "Assess on your feet" to help students recognize their understandings and misconceptions, and/or assess students' understanding using observations, questions, or their written responses.

### Reflecting and Connecting

- Allow time at the end of the task to have a class discussion about key mathematical concepts.
- Continue to assess students' understanding and determine next steps in instruction.

### Assessment

- Consider the evidence that has been gathered throughout the lesson to demonstrate student learning.

### Home Connection

- Let parents know what students are working on at school. Encourage parents to participate in helping students to continue working on concepts that have been introduced in the classroom. Do not expect parents to teach new skills or concepts.

The following charts provide examples of how a lesson might take place in a primary classroom and in a junior classroom, respectively. The organizing framework of "Getting Started", "Working on It", and "Reflecting and Connecting" is used, and a "Home Connection" section is included.

### Example: Daily Lesson in Mathematics (Primary Level)

**1-3**

#### Strand: Number Sense and Numeration

Grade: I

**Key Concept/Big Idea:** Quantity

#### Curriculum Expectations

*Students will:*

- represent, compare, and order whole numbers to 50, using a variety of tools and contexts;
- compose and decompose numbers up to 20 in a variety of ways, using concrete materials.

#### Materials

- five frames
- two-colour counters (e.g., counters with a red side and a yellow side)
- sheets of paper
- crayons


#### Getting Started

**Instructional Grouping:** Whole class

Pose a problem: "Angie has 5 new toy cars. She is deciding how many cars to leave at home and how many to take to her babysitter's house to play with there. What are the different choices that Angie could make?"

Provide each student with a five frame and 5 two-colour counters. Explain the task: "Pretend that the two-colour counters are the cars. The red side represents the cars staying at home, and the yellow side represents the cars going to the babysitter's house. Place the two-colour counters on the five frame to show what Angie might decide."

Ask students to use the materials to demonstrate one choice that Angie might make (e.g., "Angie could take 1 car to the babysitter's house and leave 4 cars at home."). Have each student explain his or her choice to another student. Discuss the idea that there are different combinations or solutions. Model one combination, using a five frame.



### Working on it

### Instructional Grouping: Pairs

Explain that students are to work with their partners to find the different possibilities, but that each student is to use the crayons and paper to record the combinations. Pose questions that encourage students to reflect on and explain their strategies and solutions:

- “How are you using the five frames to help you to find the different combinations?”
- “If you have 0 cars at the babysitter’s house, how many cars do you have at home? How do you know?”
- “What strategy are you using to find all possible combinations?”
- “How are you recording the different combinations?”
- “How will you know when you have all the different combinations?”

### Reflecting and Connecting

### Instructional Grouping: Whole class

Ask students to share different combinations. Record each combination on chart paper (by drawing a five frame and colouring circles according to the student’s explanation.)

Ask: “Do we have all the combinations? How can we find out? How could the five frames help us to know if we have all the different possibilities?”

If a pair of students found the different combinations by using a systematic approach, ask them to explain their strategy. If no one used such an approach, guide students in finding the different possibilities in a systematic way. Ask: “Would it help if I started with the combination of 0 cars at the babysitter’s and all 5 cars at home? What combination comes next?” Continue until all combinations (0 and 5, 1 and 4, 2 and 3, 3 and 2, 4 and 1, 5 and 0) have been discussed.

### Assessment

Throughout the lesson, observe students to assess how well they:

- use strategies to find all possible combinations;
- explain their strategies and solutions;
- recognize ways in which 5 can be decomposed into other numbers;
- represent the different combinations with concrete materials and pictures.

### Home Connection

Send an “Ask Me About” note to parents. For example: “Your child has been working on the combinations that make 5. Ask your child to demonstrate and tell you what he or she knows about the combinations that make 5.”

**Strand: Number Sense and Numeration****Grade: 5****Key Concepts/Big Ideas:** Quantity, Operational Sense**Curriculum Expectations***Students will:*

- represent, compare, and order fractional amounts with like denominators, including proper and improper fractions and mixed numbers, using a variety of tools and using standard fractional notation;
- read and write money amounts to \$1000;
- solve problems that arise from real-life situations and that relate to the magnitude of whole numbers up to 100 000;
- add and subtract decimal numbers to hundredths, including money amounts, using concrete materials, estimation, and algorithms.

**Materials**

- fraction circles
- play money
- chart paper

**Getting Started****Instructional Grouping:** Whole class

Pose a problem: "Steven's class is raising money for a charity organization by selling small pizzas at lunch hour. Each pizza is cut into fourths, and each slice sells for \$1.25. The class raised \$32.50 on the first day of sales. How many pizzas did they sell?"

Explain that students will work in pairs. Encourage them to use manipulatives (e.g., fraction circles, play money) and/or diagrams to help them solve the problem. Ask students to record their strategies and solutions on chart paper, and to demonstrate clearly how they solved the problem.

**Working on It****Instructional Grouping:** Pairs

As students work on the problem, pose questions that encourage them to reflect on and explain their strategies and solutions:

- "What strategy are you using to solve this problem?"
- "How are you using manipulatives and/or diagrams to help you find a solution?"
- "Is your answer reasonable? How do you know?"
- "How can you show your work so that others will understand what you are thinking?"

Make note of the various strategies used by students. For example, students can solve the problem by:

- finding the number of slices that were sold by repeatedly adding \$1.25 until they get to \$32.50, then counting the number of times they added \$1.25. Knowing the number of slices, students can then determine the number of pizzas;

- finding the number of slices that were sold by starting at \$32.50 and repeatedly subtracting \$1.25 until they get to 0, then counting the number of times they subtracted \$1.25. Knowing the number of slices, students can then find the number of pizzas;
- determining that the price of one pizza is \$5.00 (by adding  $\$1.25 + \$1.25 + \$1.25 + \$1.25$ ), recognizing that the price of 6 pizzas is \$30.00, then including the price of an additional half pizza to get to \$32.50.

### Reflecting and Connecting

**Instructional Grouping:** Whole class

Reconvene the students. Ask a few pairs to present their problem-solving strategies and solutions to the class. Attempt to include presentations that show various strategies.

As students explain their work, ask questions that encourage them to explain the reasoning behind their strategies.

- “How did you find the number of pizzas that the class sold?”
- “Why did you use this strategy?”
- “What worked well with this strategy? What did not work well?”
- “How do you know that your solution makes sense?”

Following the presentations, encourage students to consider the effectiveness and efficiency of the various strategies that have been presented. Ask the following questions:

- “In your opinion, which strategy worked well?”
- “Why is the strategy effective in solving this kind of problem?”
- “How would you explain this strategy to someone who has never used it?”
- “How did students represent fractional amounts? How did these representations help to solve the problem?”
- “How did students do computations with money amounts? How did these computations help to solve the problem?”

### Assessment

Throughout the lesson, observe students to assess how well they:

- represent fractional amounts, using concrete materials, diagrams, and symbolic notation;
- read and write money amounts;
- select and apply appropriate problem-solving strategies;
- add and subtract money amounts.

Use assessment information gathered in this lesson to determine subsequent learning activities.

### Home Connection

Ask students to solve the following problem at home:

Two pizzas are the same size and have the same toppings. The first pizza is cut into fourths, and each slice costs \$1.95. The other pizza is divided into sixths, and each slice costs \$1.25. Which pizza costs more?

Encourage students to share with a family member how they solved the problem.

# Appendix 3-I: Long-Range Planning Template A for Mathematics

**K** **1-3** **4-6**

Year: \_\_\_\_\_ Name: \_\_\_\_\_ Grade: \_\_\_\_\_

Strands and Related Big Ideas			Resources	Assessment
<b>Number Sense and Numeration</b> <ul style="list-style-type: none"> <li>•</li> <li>•</li> <li>•</li> <li>•</li> <li>•</li> </ul>	<b>Measurement</b> <ul style="list-style-type: none"> <li>•</li> <li>•</li> <li>•</li> <li>•</li> </ul> <b>Geometry and Spatial Sense</b> <ul style="list-style-type: none"> <li>•</li> <li>•</li> <li>•</li> <li>•</li> <li>•</li> </ul>	<b>Patterning and Algebra</b> <ul style="list-style-type: none"> <li>•</li> <li>•</li> <li>•</li> <li>•</li> <li>•</li> </ul> <b>Data Management and Probability</b> <ul style="list-style-type: none"> <li>•</li> <li>•</li> <li>•</li> <li>•</li> <li>•</li> </ul>		
Term 1				
Term 2				
Term 3				

# Appendix 3-2: Long-Range Planning Template B for Mathematics

**K** **1-3** **4-6**

Year: \_\_\_\_\_ Name: \_\_\_\_\_ Grade: \_\_\_\_\_

	Big Ideas of Number Sense and Numeration	Big Ideas of Measurement	Big Ideas of Geometry and Spatial Sense	Big Ideas of Patterning and Algebra	Big Ideas of Data Management and Probability
<input type="checkbox"/> Term 1					
<input type="checkbox"/> Term 2					
<input type="checkbox"/> Term 3					



Appendix 3-3: Unit Planning Template for Mathematics

K 1-3 4-6

Strand(s):
Key Concepts and Skills (based on curriculum expectations)
Evidence of Student Learning

Lessons	Instructional Task(s)	Assessment/Evaluation	Resources
1			
2			
3			
4			
5			
6			

## Appendix 3-4: Daily Lesson Planning Template for Mathematics

**K****1-3****4-6**

<b>Strand:</b> _____ <b>Grade:</b> _____	
Key Concept(s)/Big Idea(s)	
Curriculum Expectations	
Materials	
Getting Started	Instructional Grouping: _____
Working on It	Instructional Grouping: _____
Reflecting and Connecting	Instructional Grouping: _____
Assessment	
Home Connection	

# 4. Instructional Approaches

---

## Chapter Contents

<b>Shared Mathematics</b> .....	66
Forms of Shared Mathematics .....	67
<b>Guided Mathematics</b> .....	69
Forms of Guided Mathematics .....	69
<b>Independent Mathematics</b> .....	71
Forms of Independent Mathematics .....	71
<b>Appendices</b>	
Appendix 4-1: Sample Guided Mathematics Lesson, Grade 1 – Five Frames .....	73
Appendix 4-2: Sample Guided Mathematics Lesson, Grade 5 – Exploring Perimeter With Cuisenaire Rods .....	75





# Instructional Approaches

Three instructional approaches – shared mathematics, guided mathematics, and independent mathematics – support students in learning mathematics. A balanced mathematics program includes opportunities for all three approaches. Teachers need to consider an appropriate balance of these three approaches when they are planning units of instruction and daily lessons. Each of the approaches is described in the following sections.


Integral to the effectiveness of these three approaches is the establishment of a rich and stimulating learning environment in which students:

- solve mathematical problems;
- reason mathematically by exploring mathematical ideas, making conjectures, and justifying results;
- reflect on and monitor their own thought processes;
- select appropriate electronic tools, manipulatives, and computational strategies to perform mathematical tasks, to investigate mathematical ideas, and to solve problems;
- make connections between mathematical concepts, and between mathematics and real-life situations;
- represent mathematical ideas and relationships and model situations, using concrete materials, pictures, diagrams, graphs, tables, numbers, words, and symbols;
- communicate mathematical ideas and understanding orally, visually, and in writing.

Teachers who are familiar with instruction in reading in the primary and junior grades will be aware of the terms *shared*, *guided*, and *independent*. What the teacher does and what students do in the context of each of the instructional approaches represented by

*"[Teachers] ... need to be the architects of the classroom environment, ensuring that children's curiosity is provoked and their pursuit of learning is well supported. They must investigate with the children and monitor their performances. And they must set the example for oral communication and for the investigation process."*

(Greenes, 1999, p. 47)



these terms are not the same in reading and in mathematics. However, in both mathematics and reading, each instructional approach involves providing a particular balance of learning opportunities in which students work collaboratively with peers, receive guidance from teachers, and work autonomously.

Because there is no “right”, or formulaic, way of teaching mathematics, teachers should plan for a mix of these approaches when creating their unit or lesson plans and should take into account, in particular, the type of mathematics being taught. Some types of lessons or tasks lend themselves to shared more than to guided mathematics, or to shared more than to independent mathematics. Teachers should be flexible and use the approach that best applies to the situation.

Moreover, although the three approaches are listed in a specific order (shared, guided, and independent mathematics), that order is not meant to suggest a sequence that must be rigidly adhered to in a mathematics classroom. For example, in the development of a concept, the teacher might first use a shared-mathematics approach to allow students to explore the problem and discuss possible solutions, and then a guided-mathematics approach to help build a common understanding of the new concept; the class might then engage in more shared mathematics; and, finally, students might solidify their understanding of the concept with an independent mathematical activity, such as using a manipulative to demonstrate their understanding.

The information in this section of the guide has been adapted from the discussion of shared, guided, and independent mathematics that appears on pages 33–37 of the report of the Expert Panel on Early Math in Ontario (2003). See also page 7 of the report of the Expert Panel on Mathematics in Grades 4 to 6 in Ontario (2004).

*“Teachers should consider an appropriate balance of shared, guided, and independent mathematics, which together create an environment where all students have the opportunity to learn concepts and skills.”*

(Expert Panel on Literacy and Numeracy Instruction for Students With Special Education Needs, 2005, p. 80)

## Shared Mathematics

Shared mathematics is an instructional approach in which students participate collaboratively in learning activities. With guidance from the teacher, students learn from one another as they share, discuss, and explore mathematical concepts together. Shared mathematics can occur between pairs or small groups of students working together on a mathematical investigation or problem, or it can involve large-group discussions in which students share their understanding of mathematical ideas, strategies, and solutions.

### Shared mathematics:

- provides opportunities for students to learn from one another;
- encourages discussion and sharing of ideas;
- involves students in working collaboratively to solve a problem or investigate a mathematical idea.

Teachers use the shared-mathematics approach to promote the development of students' understanding of mathematical concepts and skills, and to encourage students to solve problems, reason mathematically, and communicate their thinking in the context of students' interactions with their peers. Although play, exploration, and investigation in shared group settings do not guarantee mathematical development, they offer rich possibilities when teachers follow up by engaging students in reflecting on and representing the mathematical ideas that have emerged.

The use of cooperative group structures is a highly effective means of facilitating student learning of mathematics. In establishing cooperative group structures in the classroom, the teacher does not assume that students will automatically know how to cooperate in a group. Hence, the teacher works with the students to establish group norms, or standards for behaviour in the group – for example, "Listen to others" or "Give reasons for your ideas" – and emphasizes both individual and group accountability. Problem solving remains the focus of cooperative activities. There are many resources available to help teachers understand the key characteristics of cooperative learning structures and establish effective guidelines for cooperative group work in the classroom.

## **FORMS OF SHARED MATHEMATICS**

The focus in shared mathematics is on the sharing, discussing, and exploring of students' mathematical ideas, strategies, and solutions. Shared mathematics can occur between pairs of students, in small groups, or within the entire class.

The students' activities during shared mathematics may include:

- working collaboratively with their peers to investigate a mathematical concept and/or solve a mathematical problem;
- working at centres in small groups;
- engaging in decision making with their peers (e.g., deciding which tools to use to explore a concept, deciding ways to record a solution to a problem);
- demonstrating a mathematical idea or strategy to their peers;
- learning a concept, skill, or strategy from other students;
- explaining and justifying their thinking;
- providing feedback on the ideas of other students.

The teacher's activities during shared mathematics may include:

- observing students to ensure that pairs or small groups of students understand the task at hand, and clarifying the activity if necessary;

- asking questions that help students understand new mathematical concepts and skills;
- identifying and addressing misconceptions;
- making “at the moment” decisions about where to go next to best build the mathematical knowledge of the small group;
- monitoring group processes, routines, and behaviours;
- encouraging students to make collaborative decisions (e.g., about which manipulatives to use, what strategies to use to solve a problem);
- encouraging individual responsibility in each of the students working in a group;
- promoting pair or small-group discussion;
- pairing an English language learner with a peer who speaks the same first language and also speaks English, and allowing the students to converse about mathematical ideas in their first language;
- making modifications or providing extensions for individuals or groups of students;
- facilitating discussions in which students share their ideas, strategies, and solutions with others;
- encouraging students to consider the appropriateness, effectiveness, and accuracy of different strategies.

For an example of shared mathematics in the primary grades, see “Problem-Solving Vignette – Grade 1” in Chapter 5: Problem Solving, in Volume Two. The characteristics of this lesson that make it an example of shared mathematics are as follows:

- Students work in pairs to determine the different numbers of gerbils that can be put in two cages.
- The teacher circulates around the classroom to facilitate and monitor discussions.
- At different points in the lesson, students discuss the problem together as a class, sharing their strategies for sorting the gerbils.
- Students make the decision about what manipulatives to use to help solve the problem.

Chapter 5 also contains an example of shared mathematics at the junior level: “Problem-Solving Vignette – Grade 4”.



## Guided Mathematics

Guided mathematics is an instructional approach in which the teacher models and guides students through a mathematical skill or concept. The guidance provided by the teacher in guided mathematics gives students the opportunity to observe an approach to solving a problem or investigating a concept, to hear appropriate mathematical language, to see the teacher engaged in mathematical activity, and to participate in an activity as the teacher guides them through the concept. The success of guided mathematics is highly dependent on student/teacher interaction; the teacher engages students by asking them questions and by encouraging them to ask their own questions, to share ideas, and to offer suggestions.

Guided mathematics can be used to:

- reinforce a specific skill or concept;
- introduce the new skills or concepts required to solve a problem;
- introduce a specific process (e.g., a new problem-solving strategy; a particular algorithm for students to use);
- teach specific conventions, such as fraction and decimal notation;
- model mathematical language, mathematical thinking, and problem solving.

In guided mathematics, lessons are short, have clear goals, and target a specific concept or skill. Although the teacher may wish to focus on a particular concept or skill, instruction is flexible enough to capitalize on students' own ideas, strategies, or questions. Guided mathematics is not the primary focus of a mathematics program or lesson. It can be used at various times and for various purposes.

### FORMS OF GUIDED MATHEMATICS

Guided mathematics can involve the entire class, or it can occur when students are working on a problem in groups and several students have the same question. The teacher can work with a small group, and at times with individual students. Reflection, discussion, and sharing, which may occur throughout the lesson as well as at the end, are vital components that help clarify or reinforce key mathematical ideas.

The students' activities during guided mathematics may include:

- responding to questions that the teachers asks to guide them through a skill or concept ;
- observing the teacher engaged in mathematical activity;
- observing and reflecting on strategies demonstrated by the teacher;

#### Guided mathematics

can be used to:

- reinforce a specific skill or concept;
- introduce the new skills or concepts required to solve a problem;
- introduce a specific process (e.g., a new problem-solving strategy; a particular algorithm for students to use);
- teach specific conventions, such as fraction and decimal notation;
- model mathematical language, mathematical thinking, and problem solving.

- explaining their own mathematical thinking in response to ideas presented by the teacher;
- asking questions of the teacher and other students.

The teacher's activities during guided mathematics may include:

- helping students connect a new concept with prior knowledge;
- demonstrating an approach to investigating a concept;
- modelling mathematics language, problem solving, and thinking (e.g., using the think-aloud strategy);
- using strategies that help English language learners understand mathematical concepts (e.g., using simple language structures; teaching mathematical vocabulary explicitly; supporting oral explanations by using manipulatives, pictures, diagrams, and gestures);
- modelling a problem or a mathematical idea with appropriate materials and tools;
- demonstrating the appropriate use of tools (e.g., manipulatives, calculators, computers);
- posing questions that are thought provoking and that capture the essence of the mathematics;
- referring to visual cues in the classroom (e.g., displays, a math word wall, a strategy wall).

Appendices 4-1 and 4-2 contain sample guided mathematics lessons for Grade 1 and Grade 5. These lessons are examples of guided mathematics because they have the following characteristics:

**1-3**

**4-6**

- The teacher plans questions ahead of time that will help students develop key concepts (e.g., the concept of 5 in the Grade 1 lesson, the concept of perimeter in the Grade 5 lesson);
- The teacher activates students' prior knowledge to prepare them for the learning task (e.g., by counting fingers and counters in the Grade 1 lesson, by reviewing the meaning of perimeter in the Grade 5 lesson);
- The teacher provides specific materials for the activity (e.g., counters and five frames in the Grade 1 lesson, Cuisenaire rods and centimetre grid paper in the Grade 5 lesson).
- The teacher gives explicit instruction on how to use the materials

## Independent Mathematics

Independent mathematics is an instructional approach in which students work independently to explore a mathematical concept, practise a skill, or communicate their understanding of a concept or skill. They work on their own or in a group situation but on an individual task.

Independent mathematics does not imply that students are isolated from all interaction. They need to be made aware that they can request the assistance of others (e.g., teachers, classmates) when they need it. Independent mathematics capitalizes on students' ability to function as autonomous learners who:

- know that they can ask a question;
- know whom to address the question to;
- know what tools to use (e.g., manipulatives, calculators, computers);
- know what resources are available (e.g., math word wall, strategy wall, bulletin-board display, math dictionary).

All independent work begins with an introduction to the task. Students initially need to clarify their understanding of the mathematics and of the requirements of the independent task. In the performance of the task, students need time to grapple with the problem on their own, to consolidate ideas for and by themselves. Time constraints that put undue pressure on students may lead to anxiety and prevent students from demonstrating the full range of their understanding. It is important that teachers allow all students sufficient time to complete a task, taking into account their level of development and learning style and the complexity of the task.

### FORMS OF INDEPENDENT MATHEMATICS

Independent mathematics may occur at various times and not just at the end of the lesson or unit. Independent mathematics may include practising a mathematical skill, journal writing, working on a problem, explaining an idea to the teacher or a peer, playing an independent game, working alone at the computer, reading math literature, writing a problem, or using manipulatives or technology to gain a better grasp of a key concept. Reflection, discussion, or sharing occurs to bring closure and clarification of the key mathematical concepts. Independent work needs to be viewed as an opportunity for autonomous learning rather than as an evaluation task.

#### Independent mathematics:

- provides opportunities for students to develop, consolidate, or apply strategies or skills on their own;
- provides opportunities for students to make choices independently;
- allows students to work at their own pace and to develop independence, perseverance, and self-confidence;
- gives students opportunities to demonstrate what they know and what they can do.

The students' activities during independent mathematics may include:

- communicating, developing, and demonstrating their learning;
- making personal decisions about which tools and strategies to use;
- deciding on approaches for completing a task;
- working on their own but with the opportunity to ask a peer or teacher for clarification.

The teacher's activities during independent mathematics may include:

- interacting with students throughout the classroom;
- monitoring students' activity (academic work and/or behaviour) in order to intervene where appropriate;
- interviewing or conferencing with individual students;
- posing questions and prompts to help students who are stuck;
- providing supports to English language learners that allow them to work independently (e.g., sentence prompts, word walls, personal word-study notebooks, math posters);
- making modifications or providing extensions for individuals.

The sample lesson in Appendix 4-2 involves mainly guided mathematics, but it also includes an opportunity for independent work. This lesson component is an example of independent mathematics because it has the following characteristics:

**4-6**

- Students work independently and are responsible for completing the investigation on their own.
- The teacher poses questions to individual students.
- The teacher makes modifications and provides extensions for individuals.

For more examples of how to use the three instructional approaches described in this chapter, see the learning activities provided in the companion documents to this guide that focus on the individual strands.

## Appendix 4-I: Sample Guided Mathematics Lesson, Grade I – Five Frames

**1-3**

### **Strand: Number Sense and Numeration**

**Key Concept / Big Idea:** Quantity

### **Curriculum Expectations**

*Students will:*

- relate numbers to the anchors of 5 and 10;
- compose and decompose numbers up to 20 in a variety of ways, using concrete materials.

### **Materials**

- transparent counters
- transparent five frames
- overhead projector
- five frames for students (5 for each student or pair of students)
- 5 red counters and 5 blue counters for each student or pair of students

### **Getting Started**

**Instructional Grouping:** Whole class or small group

Work with the whole group or a small group of students.

Ask students to hold up their fingers.

Say: "Show me two fingers. Show me five fingers. Show me four fingers ..."

Repeat the activity several times.

On the overhead projector, place a group of 3 red counters and a group of 2 blue counters.

Ask: "How many blue counters are there? How many red counters are there? How many counters are there altogether?"

### **Working on It**

**Instructional Grouping:** Whole class or small group

Place a five frame on the overhead projector.

Ask the students to count the spaces.

Place 2 blue counters in the frame.

Ask: "How many blue counters are there? How many empty spaces are there?"

Place 3 red counters in the frame.

Ask: "How many red counters are there? How many blue counters are there? How many counters are there altogether?"

Ask each of the students to place given numbers of counters in the five frame.

Say: "Put 4 red counters in the frame. Who can tell me how many empty spaces there will be?"

Give each student or pair of students a five frame and 5 each of the red and the blue counters.

Say: "Use your five frames to make as many different combinations of red and blue counters as you can. The rule is that the reds must be next to each other and the blues must be next to each other. You can't have a mixture such as red, blue, red, red, blue."

*Independent Work:* Students work independently to place the various combinations of counters on the five frame. Circulate around the classroom to ensure students are able to do the task. Ensure that students have ready access to manipulatives and other supports, such as math word walls, examples of similar problems students have worked on previously, and so on.

### **Reflecting and Connecting**

**Instructional Grouping:** Whole class or small group

Discuss students' results with the red and blue combinations.

Have students make different combinations on the overhead projector.

Draw up a chart that shows all the combinations.

## Appendix 4-2: Sample Guided Mathematics Lesson, Grade 5 – Exploring Perimeter With Cuisenaire Rods\*

4-6

### Strand: Measurement

Grade: 5

**Key Concepts/Big Ideas:** Attributes, Units, and Measurement Sense (Perimeter);  
Measurement Relationships

### Curriculum Expectations

*Students will:*

- estimate and measure the perimeter and area of regular and irregular polygons, using a variety of tools and strategies;
- create, through investigation using a variety of tools and strategies, two-dimensional shapes with the same perimeter or the same area.

*Note:* This lesson involves using Cuisenaire rods (coloured relational rods) and grid paper as tools for exploring perimeter. It is important that students have opportunities to use other tools (e.g., manipulatives, software programs) in order to address the curriculum expectation.

### Materials

- chart paper and markers
- Cuisenaire rods (coloured relational rods)
- centimetre grid paper transparency
- overhead projector
- centimetre grid paper for all students
- 1 red rod, 2 light green rods, and 1 purple rod per pair of students

### Getting Started

**Instructional Grouping:** Whole class

Ask students to share with a person sitting near them a description of what perimeter means to them. Ask for volunteers to share their description of perimeter with the larger group. Record the students' informal descriptions of perimeter on chart paper.

On the overhead projector, display a centimetre grid transparency, one red rod, two light green rods, and one purple rod. Explain that the rods can be used to create a shape, but that the following rules apply:

- You must be able to trace around the shape on the grid lines.
- You must be able to cut out the shape and keep it in one piece.

\* Burns, Marilyn. *About Teaching Mathematics*, 2nd edition, p. 58. Copyright © 2000 by Math Solutions Publications. Adapted and reprinted with permission. All rights reserved.

- You must use all the rods to make the shape.
- The rods may not overlap.

Use the rods to create a shape, following the rules. Ask students how they could find the perimeter of the shape. Elicit a variety of responses.

### **Working on It**

**Instructional Grouping:** Pairs, individuals

Challenge the students, in pairs, to make a variety of shapes with a perimeter of 18 cm. Explain that students must use only the allotted Cuisenaire rods, and that they must follow the rules explained in “Getting Started”. Have students trace the shapes on grid paper and cut them out.

Observe students’ strategies for making shapes that have a perimeter of 18 cm. Some students may need a small-group guided lesson on perimeter, since a common student misconception in this type of activity is that the square units should be counted – students find the area of the shapes rather than the perimeter.

*Note:* Some students may rely on the use of the Cuisenaire rods to form their shapes for the entirety of the mathematics lesson. Other students may realize that each rod represents a certain number of units on the grid paper and may not feel the need to use the rods for tracing. They may go directly to recording the shapes on the centimetre grid paper without the assistance of the manipulatives.

*Independent Work:* Students work independently to make a variety of shapes, using the rules above; they trace the shapes on centimetre grid paper; and they record the perimeters. Challenge the students to arrange the rods to get the shortest perimeter and the longest perimeter. Ask the students, “Can you form more than one shape with the shortest perimeter and more than one shape with the longest perimeter?” Give the students sufficient time to work through the problem of finding and recording all the possible shapes with the longest and shortest perimeters.

### **Reflecting and Connecting**

**Instructional Grouping:** Whole class

Ask students to explain their methods for finding the perimeter of the different shapes they created. Have students compare and discuss different possibilities for making different shapes with the same perimeter.

Discuss students’ results in finding the shapes with the longest and the shortest perimeters. Have students use their Cuisenaire rods to make the different shapes with the longest and shortest perimeters on the overhead projector.

Draw up a chart that shows all of the shapes with the longest and shortest perimeters. Ask students, “Have we found all of the possible shapes with the longest and shortest perimeters? How do you know?” Give students time to discuss these two questions in pairs or small groups. Have the students share their responses with the large group.





# Professional Resources

Numerous professional resources are available through publishers, on the Internet, and in bookstores. Not all of these resources are aligned with the research-based pedagogical approach that is described in this guide. The following is a list of books that do support such an approach. Although this list is selective, and not exhaustive, it includes a broad range of resources that teachers can use to acquire knowledge of effective instructional and assessment strategies, to broaden their skills, and to deepen their knowledge of pedagogy in mathematics.

## Overall Instruction Guides

Baroody, A.J. (1998). *Fostering children's mathematical power*. Mahwah, NJ: Erlbaum.

Burns, M. (2000). *About teaching mathematics: A K–8 resource* (2nd ed.). Sausalito, CA: Math Solutions Publications.

Chapin, S.H., & Johnson, A. (2000). *Math matters: Understanding the math you teach, Grades K–6*. Sausalito, CA: Math Solutions Publications.

Clements, D.H., Sarama, J., & DiBiase, A.-M. (Eds.). (2004). *Engaging young children in mathematics: Standards for early childhood mathematics education*. Mahwah, NJ: Erlbaum.

Expert Panel on Early Math in Ontario. (2003). *Early math strategy: The report of the Expert Panel on Early Math in Ontario*. Toronto: Ontario Ministry of Education.

Expert Panel on Mathematics in Grades 4 to 6 in Ontario. (2004). *Teaching and learning mathematics: The report of the Expert Panel on Mathematics in Grades 4 to 6 in Ontario*. Toronto: Ontario Ministry of Education.

Haylock, D., & McDougall, D. (1999). *Mathematics every elementary teacher should know, Grades K–8*. Toronto: Trifolium Books.

Hiebert, J., Carpenter, T.P., Fennema, E., Fuson, K.C., Wearne, D., Murray, H., Olivier, A., & Human, P. (1997). *Making sense: Teaching and learning mathematics with understanding*. Portsmouth, NH: Heinemann.

Jensen, E. (1998). *Teaching with the brain in mind*. Alexandria, VA: Association for Supervision and Curriculum Development.

- Kilpatrick, J., & Swafford, J. (Eds.). (2002). *Helping children learn mathematics*. Washington, DC: National Academy Press.
- Kilpatrick, J., Swafford, J., & Findell, B. (Eds.). (2001). *Adding it up: Helping children learn mathematics*. Washington, DC: National Academy Press.
- Ma, L. (1999). *Knowing and teaching elementary mathematics*. Mahwah, NJ: Erlbaum.
- National Council of Teachers of Mathematics. (2000). *Principles and standards for school mathematics*. Reston, VA: Author.
- Reys, R.E., Lindquist, M.M., Lambdin, D.V., Smith, N.L., & Suydam, M.N. (2003). *Helping children learn mathematics* (7th ed.). Hoboken, NJ: Wiley.
- Van de Walle, J.A. (2004). *Elementary and middle school mathematics: Teaching developmentally* (5th ed.). New York: Pearson Education.
- Van de Walle, J.A., & Folk, S. (2005). *Elementary and middle school mathematics: Teaching developmentally* (Canadian edition). New York: Longman.

## Specific Content/Strand Resources

- Burns, M. (1989). *A collection of math lessons from Grades 3 through 6*. New York: Math Solutions Publications
- Burns, M. (1989). *50 problem-solving lessons*. New York: Math Solutions Publications.
- Burns, M. (1991). *Math by all means: Multiplication, Grade 3*. Sausalito, CA: Math Solutions Publications.
- Burns, M. (1994). *Math by all means: Place value, Grades 1–2*. Sausalito, CA: Math Solutions Publications.
- Burns, M. (1995) *Math by all means: Probability, Grades 3–4*. New York: Math Solutions Publications.
- Burns, M. (2001). *Teaching arithmetic: Lessons for introducing fractions, Grades 4–5*. Sausalito, CA: Math Solutions Publications.
- Burns, M. (2001). *Teaching arithmetic: Lessons for introducing multiplication, Grade 3*. Sausalito, CA: Math Solutions Publications.
- Burns, M. (2003). *Teaching arithmetic: Lessons for extending fractions, Grade 5*. Sausalito, CA: Math Solutions Publications.
- Burns, M. (2003). *Teaching arithmetic: Lessons for multiplying and dividing fractions, Grades 5–6*. Sausalito, CA: Math Solutions Publications.
- Burns, M., & Humphreys, C. (1990). *A collection of math lessons from Grades 6 through 8*. New York: Math Solutions Publications.

- Carpenter, T.P., Fennema, E., Loef Franke, M., Levi, L., & Empson, S.B. (1999). *Children's mathematics: Cognitively guided instruction*. Portsmouth, NH: Heinemann.
- Carpenter, T.P., Loef Franke, M., & Levi, L. (2003). *Thinking mathematically: Integrating arithmetic and algebra in elementary school*. Portsmouth, NH: Heinemann.
- Cavanagh, M., Dacey, L., Findell, C.R., Greenes, C.E., Sheffield, L.J., & Small, M. (2004). *Navigating through number and operations in Prekindergarten–Grade 2*. Reston, VA: National Council of Teachers of Mathematics.
- Chapin, S., Koziol, A., MacPherson, J., & Rezba, C. (2003). *Navigating through data analysis and probability in Grades 3–5*. Reston, VA: National Council of Teachers of Mathematics.
- Confer, C. (1994). *Math by all means: Geometry, Grades 1–2*. Sausalito, CA: Math Solutions Publications.
- Cuevas, G.J., & Yeatts, K. (2001). *Navigating through algebra in Grades 3–5*. Reston, VA: National Council of Teachers of Mathematics.
- Dacey, L., Cavanagh, M., Findell, C.R., Greenes, C.E., Sheffield, L.J., & Small, M. (2003). *Navigating through measurement in Prekindergarten–Grade 2*. Reston, VA: National Council of Teachers of Mathematics.
- De Francisco, C., & Burns, M. (2002). *Teaching arithmetic: Lessons for decimals and percents, Grades 5–6*. Sausalito, CA: Math Solutions Publications.
- Erickson, T. (1989). *Get it together: Math problems for groups, Grades 4–12* (11th ed.). Berkeley: University of California.
- Findell, C.R., Cavanagh, M., Dacey, L., Greenes, C.E., Sheffield, L.J., & Small, M. (2004). *Navigating through problem solving and reasoning in Grade 1*. Reston, VA: National Council of Teachers of Mathematics.
- Findell, C.R., Small, M., Cavanagh, M., Dacey, L., Greenes, C.E., & Sheffield, L.J. (2001). *Navigating through geometry in Prekindergarten–Grade 2*. Reston, VA: National Council of Teachers of Mathematics.
- Fosnot, C.T., & Dolk, M. (2001). *Young mathematicians at work: Constructing multiplication and division*. Portsmouth, NH: Heinemann.
- Fosnot, C.T., & Dolk, M. (2001). *Young mathematicians at work: Constructing number sense, addition, and subtraction*. Portsmouth, NH: Heinemann.
- Fosnot, C.T., & Dolk, M. (2002). *Young mathematicians at work: Constructing fractions, decimals, and percents*. Portsmouth, NH: Heinemann.
- Friel, S., Rachlin, S., & Doyle, D. (2001). *Navigating through algebra in Grades 6–8*. Reston, VA: National Council of Teachers of Mathematics.

- Gavin, M.K., Belkin, L.P., Spinelli, A.M., & St. Marie, J. (2001). *Navigating through geometry in Grades 3–5*. Reston, VA: National Council of Teachers of Mathematics.
- Greenes, C., Cavanagh, M., Dacey, L., Findell, C., & Small, M. (2001). *Navigating through algebra in Prekindergarten–Grade 2*. Reston, VA: National Council of Teachers of Mathematics.
- Greenes, C.E., Dacey, L., Cavanagh, M., Findell, C.R., Sheffield, L.J., & Small, M. (2004). *Navigating through problem solving and reasoning in Prekindergarten–Kindergarten*. Reston, VA: National Council of Teachers of Mathematics.
- Kamii, C. (1985). *Young children reinvent arithmetic*. New York: Teachers College Press, Columbia University.
- Kamii, C. (1989). *Young children continue to reinvent arithmetic: 2nd grade*. New York: Teachers College Press, Columbia University.
- Kamii, C. (1994). *Young children continue to reinvent arithmetic: 3rd grade*. New York: Teachers College Press, Columbia University.
- Morrow, L.J., & Kenney, M.J. (Eds.). (1998). *The teaching and learning of algorithms in school mathematics*. Reston, VA: National Council of Teachers of Mathematics.
- Ohanian, S., & Burns, M. (1997). *Math by all means: Division, Grades 3–4*. Sausalito, CA: Math Solutions Publications.
- Pugalee, D.K., Frykholm, J., Johnson, A., Slovin, H., Malloy, C., & Preston, R. (2002). *Navigating through geometry in Grades 6–8*. Reston, VA: National Council of Teachers of Mathematics.
- Rectanus, C. (1994). *Math by all means: Area and perimeter, Grades 5–6*. Sausalito, CA: Math Solutions Publications.
- Rectanus, C. (1994). *Math by all means: Geometry, Grades 3–4*. Sausalito, CA: Math Solutions Publications.
- Schifter, D. (1996). *What's happening in math class? Envisioning new practices through teacher narratives* (Series on School Reform, Vol. 1). New York: Teachers College Press, Columbia University.
- Schifter, D., Bastable, V., & Russell, S.J. (1999). *Developing mathematical ideas: Number and operations, part 1 – Building a system of tens*. Parsippany, NJ: Dale Seymour Publications.
- Schifter, D., Bastable, V., & Russell, S.J. (1999). *Developing mathematical ideas: Number and operations, part 2 – Making meaning for operations*. Parsippany, NJ: Dale Seymour Publications.

Sheffield, L.J., Cavanagh, M., Dacey, L., Findell, C.R., Greenes, C., & Small, M. (2002). *Navigating through data analysis and probability in Prekindergarten–Grade 2*. Reston, VA: National Council of Teachers of Mathematics.

Sheffield, S. (2001). *Teaching arithmetic: Lessons for first grade*. Sausalito, CA: Math Solutions Publications.

Skinner, P. (1998). *It all adds up*. Sausalito, CA: Math Solutions Publications.

Small, M., Sheffield, L.J., Cavanagh, M., Dacey, L., Findell, C.R., & Greenes, C.E. (2004). *Navigating through problem solving and reasoning in Grade 2*. Reston, VA: National Council of Teachers of Mathematics.

*The Super Source: Base Ten Blocks, Grades K–2*. (2000). Vernon Hills, IL: ETA/Cuisenaire.

*The Super Source: Base Ten Blocks, Grades 3–4*. (2000). Vernon Hills, IL: ETA/Cuisenaire.

*The Super Source: Base Ten Blocks, Grades 5–6*. (2000). Vernon Hills, IL: ETA/Cuisenaire.

*The Super Source: Color Tiles, Grades K–2*. (1996). Vernon Hills, IL: ETA/Cuisenaire.

*The Super Source: Color Tiles, Grades 3–4*. (1996). Vernon Hills, IL: ETA/Cuisenaire.

*The Super Source: Color Tiles, Grades 5–6*. (1996). Vernon Hills, IL: ETA/Cuisenaire.

*The Super Source: Cuisenaire Rods, Grades K–2*. (1996). Vernon Hills, IL: ETA/Cuisenaire.

*The Super Source: Cuisenaire Rods, Grades 3–4*. (1996). Vernon Hills, IL: ETA/Cuisenaire.

*The Super Source: Cuisenaire Rods, Grades 5–6*. (1996). Vernon Hills, IL: ETA/Cuisenaire.

*The Super Source: Geoboards, Grades K–2*. (1996). Vernon Hills, IL: ETA/Cuisenaire.

*The Super Source: Geoboards, Grades 3–4*. (1996). Vernon Hills, IL: ETA/Cuisenaire.

*The Super Source: Geoboards, Grades 5–6*. (1996). Vernon Hills, IL: ETA/Cuisenaire.

*The Super Source: Pattern Blocks, Grades K–2*. (1996). Vernon Hills, IL: ETA/Cuisenaire.

*The Super Source: Pattern Blocks, Grades 3–4*. (1996). Vernon Hills, IL: ETA/Cuisenaire.

*The Super Source: Pattern Blocks, Grades 5–6*. (1996). Vernon Hills, IL: ETA/Cuisenaire.

*The Super Source: Snap Cubes, Grades K–2*. (1996). Vernon Hills, IL: ETA/Cuisenaire.

*The Super Source: Snap Cubes, Grades 3–4*. (1996). Vernon Hills, IL: ETA/Cuisenaire.

*The Super Source: Snap Cubes, Grades 5–6*. (1996). Vernon Hills, IL: ETA/Cuisenaire.

*The Super Source: Tangrams, Grades K–2*. (1996). Vernon Hills, IL: ETA/Cuisenaire.

*The Super Source: Tangrams, Grades 3–4*. (1996). Vernon Hills, IL: ETA/Cuisenaire.

*The Super Source: Tangrams, Grades 5–6*. (1996). Vernon Hills, IL: ETA/Cuisenaire.

Tank, B., & Zolli, L. (2001). *Teaching arithmetic: Lessons for addition and subtraction, Grades 2–3*. Sausalito, CA: Math Solutions Publications.

Wickett, M., & Burns, M. (2001). *Teaching arithmetic: Lessons for extending multiplication, Grades 4–5*. Sausalito, CA: Math Solutions Publications.

Wickett, M., & Burns, M. (2002). *Teaching arithmetic: Lessons for introducing place value, Grades 1–2*. Sausalito, CA: Math Solutions Publications.

Wickett, M., & Burns, M. (2003). *Teaching arithmetic: Lessons for extending division, Grades 4–5*. Sausalito, CA: Math Solutions Publications.

Wickett, M., Kharas, K., & Burns, M. (2002). *Lessons for algebraic thinking, Grades 3–5*. Sausalito, CA: Math Solutions Publications.

Wickett, M., Ohanian, S., & Burns, M. (2002). *Teaching arithmetic: Lessons for introducing division, Grades 3–4*. Sausalito, CA: Math Solutions Publications.

Wright, R.J., Martland, J., & Stafford, A.K. (2000). *Early numeracy: Assessment for teaching and intervention*. London: Paul Chapman.

Wright, R.J., Martland, J., Stafford, A.K., & Stanger, G. (2002). *Teaching number: Advancing children's skills and strategies*. London: Paul Chapman.

Yeatts, K.L., Battista, M., Mayberry, S., Thompson, D.R., & Zawojewski, J.S. (2004). *Navigating through problem solving and reasoning in Grade 3*. Reston, VA: National Council of Teachers of Mathematics.

## Assessment

Bush, W.S. (Ed.). (2001). *Mathematics assessment: Cases and discussion questions for Grades K–5*. Reston, VA: National Council of Teachers of Mathematics.

Glanfield, F., Bush, W.S., & Stenmark, J.K. (Eds.). (2003). *Mathematics assessment: A practical handbook for Grades K–2*. Reston, VA: National Council of Teachers of Mathematics.

Stenmark, J.K., & Bush, W.S. (Eds.). (2001). *Mathematics assessment: A practical handbook for Grades 3–5*. Reston, VA: National Council of Teachers of Mathematics.

## Children's Literature

*Note: A list of story books that link literature and mathematics can be found in Appendix 7-11.*

Bresser, R. (1995). *Math and literature: Grades 4–6*. New York: Math Solutions Publications.

Thiessen, D. (Ed.). (2004). *Exploring mathematics through literature: Articles and lessons for Prekindergarten through Grade 8*. Reston, VA: National Council of Teachers of Mathematics.



Thiessen, D., Matthias, M., & Smith, J. (1998). *The wonderful world of mathematics*. Reston, VA: National Council of Teachers of Mathematics.

Whitin, D.J., & Whitin, P. (2004). *New visions for linking literature and mathematics*. Urbana, IL: National Council of Teachers of English.

Whitin, D.J., & Wilde, S. (1995). *It's the story that counts: More children's books for mathematical learning, K–6*. Portsmouth, NH: Heinemann.

## Communication

Burns, M. (1995). *Writing in math class: A resource for Grades 2–8*. Sausalito, CA: Math Solutions Publications.

Dacey, L., & Eston, R. (2002). *Show and tell*. Sausalito, CA: Math Solutions Publications.

Chapin, S.H., O'Connor, C., & Anderson, N.C. (2003). *Classroom discussions: Using math talk to help students learn, Grades 1–6*. Sausalito, CA: Math Solutions Publications.

Sullivan, P., & Lilburn, P. (1997). *Good questions for math teaching: Why ask them and what to ask, Grades K–6*. Sausalito, CA: Math Solutions Publications.

Whitin, P., & Whitin, D.J. (2000). *Math is language too*. Urbana, IL: National Council of Teachers of English.

## Early Years

Copley, J.V. (Ed.). (1999). *Mathematics in the early years*. Reston, VA: National Council of Teachers of Mathematics.

Copley, J.V. (2000). *The young child and mathematics*. Washington, DC: National Association for the Education of Young Children.

Jensen, R.J. (Ed.) (1993). *Research ideas for the classroom: Early childhood mathematics*. Reston, VA: National Council of Teachers of Mathematics.

McCain, M.N., & Mustard, J.F. (1999). *Reversing the real brain drain: Early years study, final report*. Toronto: Publications Ontario.

Mills, H., O'Keefe, T., & Whitin, D.J. (1996). *Mathematics in the making: Authoring ideas in primary classrooms*. Portsmouth, NH: Heinemann.

Payne, J.N. (Ed.). (1990). *Mathematics for the young child*. Reston, VA: National Council of Teachers of Mathematics.

Schulman Dacey, L., & Eston, R. (1999). *Growing mathematical ideas in kindergarten*. Sausalito, CA: Math Solutions Publications.

## Leadership Resources

Burns, M. (Ed.). (1999). *Leading the way: Principals and superintendents look at math instruction*. Sausalito, CA: Math Solutions Publications.

Love, N. (2002). *Using data/Getting results: A practical guide for school improvement in mathematics and science*. Norwood, MA: Christopher-Gordon (on behalf of TERC).

Miles Grant, C., Davidson, E., Shulman Weinberg, A., Scott Nelson, B., Sassi, A., & Bleiman, J. *Lenses on learning: Instructional leadership in mathematics* (Modules 1, 2, and 3). Parsippany, NJ: Dale Seymour Publications.

Mirra, A.J. (2003). *Administrator's guide: How to support and improve mathematics education in your school*. Reston, VA: National Council of Teachers of Mathematics.

National Association of Elementary School Principals. (2002). *What principals need to know about teaching math*. Alexandria, VA: Author.

## New Teachers

Burns, M., & Silbey, R. (1999). *So you have to teach math? Sound advice for K–6 Teachers*. Sausalito, CA: Math Solutions Publications.

Elementary Teachers' Federation of Ontario. (2004). *Making math happen in the junior years*. Toronto: Author.

Elementary Teachers' Federation of Ontario. (2005). *Making math happen in the primary years*. Toronto: Author.

## Problem Solving

Lester, K., & Charles, R.I. (Eds.). (2003). *Teaching mathematics through problem solving: Prekindergarten–Grade 6*. Reston, VA: National Council of Teachers of Mathematics.

Sakshuag, L.E., Olson, M., & Olson, J. (2002). *Children are mathematical problem solvers*. Reston, VA: National Council of Teachers of Mathematics.

Trafton, P.R., & Thiessen, D. (1999). *Learning through problems*. Portsmouth, NH: Heinemann.

## Professional Journals

National Council of Teachers of Mathematics. (1994– ). *Teaching Children Mathematics*. Reston, VA: Author.



## Special Needs

Expert Panel on Literacy and Numeracy Instruction for Students With Special Education Needs. (2005). *Education for all: The report of the Expert Panel on Literacy and Numeracy Instruction for Students With Special Needs, Kindergarten to Grade 6*. Toronto: Ontario Ministry of Education.

Haylock, D., & D'Eon, M. (1999). *Helping low achievers succeed at mathematics: Grades 2–8*. Toronto: Trifolium Books.

Sliva, J. (2004). *Teaching inclusive mathematics to special learners, K–6*. Thousand Oaks, CA: Corwin Press.

## Working With Parents

Adams, L., Waters, J., Chapple, N., & Onslow, B. (2002). *Esso family math*. London, ON: Esso Family Math Centre, University of Western Ontario.

Litton, N. (1998). *Getting your math message out to parents: A K–6 resource*. Sausalito, CA: Math Solutions Publications.

Mokros, J. (1996). *Beyond facts and flashcards*. Portsmouth, NH: Heinemann.

Stenmark, J.K., Thompson, V., & Cossey, R. (1986). *Family math*. Berkeley: University of California.

Thompson, V., & Mayfield-Ingram, K. (1998). *Family math: The middle years – Algebraic reasoning and number sense*. Berkeley: University of California.





# Glossary

*Note: Words and phrases printed in boldface italics in the following definitions are also defined in this glossary.*

**abstraction.** In *counting*, the idea that a *quantity* can be represented by different things. For example, 5 can be represented by 5 like objects, by 5 different objects, by 5 invisible things (5 ideas), or by 5 points on a line.

**abstract level of understanding.** Understanding of mathematics at a symbolic level. See also *concrete level of understanding*.

**accommodation.** A support given to a student to assist him or her in completing a task (e.g., providing more time for task completion, reading printed instructions orally to the student, *scribing* for the student).

**achievement level.** The level at which a student is achieving the Ontario curriculum *expectations* for his or her grade level. The Ministry of Education document *The Ontario Curriculum, Grades 1–8: Mathematics, 2005* provides an achievement chart that describes student performance at four levels of achievement in four categories of knowledge and skills: Knowledge and Understanding, Thinking, Communication, and Application. Teachers are expected to base their *assessment* and *evaluation* of students' work on these four levels of achievement. Level 3 is defined as the *provincial standard*.

**active learning.** Instruction that involves the student in developing personally meaningful concepts through engaging problem-solving activities and *investigations*. Active learning refers


to the student's cognitive involvement in learning activities, rather than to physical participation or the use of *concrete materials*.

**algorithm.** A systematic procedure for carrying out a *computation*.

**anchors (of 5 and 10).** Significant numbers, inasmuch as 10 is the basis of our number system, and two 5's make up 10. Relating other numbers to 5 and 10 (e.g., 7 as 2 more than 5 and 3 less than 10) helps students to develop an understanding of number *magnitude*, to learn basic addition and subtraction facts, and to acquire *number sense* and *operational sense*. See also *five frame* and *ten frame*.

**anecdotal record.** (Also called "anecdotal comment".) A brief written description made by the teacher of observed student demonstrations of knowledge and skills. Anecdotal records can provide valuable information for assessing and evaluating student achievement.

**array.** A rectangular arrangement of objects into rows and columns, used to represent multiplication (e.g.,  $3 \times 5$  can be represented by 15 objects arranged into 3 rows, with 5 objects in each row).



**assessment.** The ongoing, systematic gathering, recording, and analysis of information about a student's achievement, using a variety of strategies and tools. Its purpose is to provide the teacher with information that he or she can use to improve programming. Peer assessment, the giving and receiving of feedback among students, can also play an important role in the learning process.

**associative property.** A property of addition and multiplication that allows the numbers being added or multiplied to be regrouped without changing the outcome of the operations. For example,  $(7 + 9) + 1 = 7 + (9 + 1)$  and  $(7 \times 4) \times 5 = 7 \times (4 \times 5)$ .

Using the associative property can simplify **computation**. This property does not generally hold for subtraction or division.

**attitude.** The emotional response of students towards mathematics. Positive attitudes towards mathematics develop as students make sense of their learning and enjoy the challenges of rich mathematical tasks.

**attitudinal survey.** (Also called "questionnaire".) An investigation of students' feelings about mathematics, learning activities, and the classroom environment. Younger students can respond orally to a teacher's survey questions.

**attribute.** A quantitative or qualitative characteristic of an object or a shape (e.g., colour, size, thickness).

**automaticity.** The ability to use skills or perform **mathematical procedures** with little or no mental effort. In mathematics, recall of **basic facts** and performance of computational procedures often become automatic with practice. See also **fluency**.

**backwards design.** (Also called "design down".) An approach to program **planning** in which teachers determine, foremost, how students will demonstrate their learning of curriculum **expectations**, and then develop learning activities that support students in achieving learning goals.

**balanced mathematics program.** A mathematics program that includes a variety of teaching/learning strategies, student groupings, and **assessment** strategies. In a balanced program, teachers provide opportunities for students to develop **conceptual understanding** and **procedural knowledge**. A balance of **guided mathematics**, **shared mathematics**, and **independent mathematics** supports students in learning mathematics.

**barrier games.** An instructional activity used to develop or assess students' oral mathematical communication skills. Students work in pairs, giving instructions to and receiving instructions from each other while unable to see what the other is doing behind a screen – such as a propped-up book – between the two students. The goal of the activity is to develop students' ability to use mathematical language clearly and precisely.

**base ten blocks.** Three-dimensional **models** designed to represent whole numbers and decimal numbers. Ten **ones units** are combined to make 1 tens **rod**, 10 rods are combined to make 1 hundreds **flat**, and 10 flats are combined to make 1 thousands cube. The blocks help students understand a wide variety of concepts in number sense, including **place value**; the operations (addition, subtraction, multiplication, and division); and fractions, decimals, and percents.

**basic facts.** (Also called "basic number combinations".) The single-digit addition and multiplication **computations** (i.e., up to  $9 + 9$  and  $9 \times 9$ ) and their related subtraction and division facts. Students who know the basic facts and know how they are derived are more likely to have computational **fluency** than students who have learned the basic facts by rote.

**benchmark.** A number or measurement that is internalized and used as a reference to help judge other numbers or measurements. For example, knowing that a cup holds 20 small marbles

(a benchmark) and judging that a large container holds about 8 cups allows a person to estimate the number of marbles in the large container. In measurement, knowing that the width of the little finger is about one centimetre (the benchmark) helps to estimate the length of a book cover.

**big ideas.** In mathematics, the important concepts or major underlying principles. For example, the big ideas for Kindergarten to Grade 3 in the Number Sense and Numeration *strand* of the Ontario curriculum are *counting, operational sense, quantity, relationships, and representation*.

**calculation.** The process of figuring out an answer using one or more *computations*.

**cardinality.** The idea that the last count of a set of objects represents the total number of objects in the set.

**cardinal number.** A number that describes how many are in a set of objects.

**classifying.** Making decisions about how to sort or categorize things. Classifying objects and numbers in different ways helps students recognize *attributes* and characteristics of objects and numbers, and develops flexible thinking.

**cluster (of curriculum expectations).** A group of curriculum *expectations* that relate to an important concept. By clustering expectations, teachers are able to design learning activities that highlight key concepts and address curriculum expectations in an integrated way, rather than having to plan separate instructional activities for each individual expectation. For example, curriculum expectations can be clustered around *big ideas*.

**clustering.** See under *estimation strategies*.

**cognitive dissonance.** In learning, a psychological discomfort felt by the learner when new concepts seem inconsistent with the learner's current understanding. Because of cognitive dissonance, the learner strives to make sense of new concepts

by linking them with what is already understood and, if necessary, altering existing understandings.

**combinations problem.** A problem that involves determining the number of possible pairings or combinations between two sets. The following are the 6 possible outfit combinations, given 3 shirts – red, yellow, and green – and 2 pairs of pants – blue and black:

- red shirt and blue pants
- red shirt and black pants
- yellow shirt and blue pants
- yellow shirt and black pants
- green shirt and blue pants
- green shirt and black pants

**combining.** The act or process of joining quantities. Addition involves combining equal or unequal quantities. Multiplication involves joining groups of equal quantities. See also *partitioning*.

**commutative property.** A property of addition and multiplication that allows the numbers to be added or multiplied in any order, without affecting the sum or product of the operation. For example,  $2 + 3 = 3 + 2$  and  $2 \times 3 = 3 \times 2$ . Using the commutative property can simplify *computation*. This property does not generally hold for subtraction or division.

**commutativity.** See *commulative property*.

**comparison model.** A representation, used in subtraction, in which two sets of items or *quantities* are set side by side and the difference between them is determined.

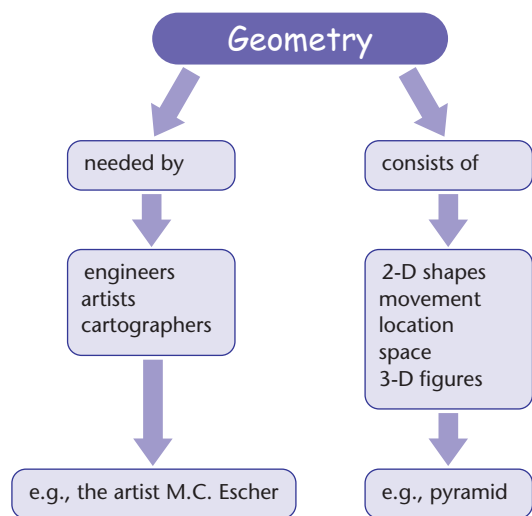
**compatible numbers.** See under *estimation strategies*.

**compensation.** A mental arithmetic technique in which part of the value of one number is given to another number to facilitate *computation* (e.g.,  $6 + 9$  can be expressed as  $5 + 10$ ; that is, 1 from the 6 is transferred to the 9 to make 10).

**composition of numbers.** The putting together of numbers (e.g., 2 tens and 6 ones can be composed to make 26). See also *decomposition of numbers* and *recomposition of numbers*.

**computation.** The act or process of determining an amount or a *quantity* by *calculation*.

**concept map.** A strategy for helping students construct meaning by linking new concepts with what they already know. A hierarchical framework is used, with the main concept at the top and the linking ideas arranged under this concept, beginning with general ideas or categories and moving down towards more specific ideas or categories. An example is shown below.



**conceptual approaches.** Strategies that require understanding on the part of the student and not just rote memorization.

**conceptual understanding.** The ability to use knowledge flexibly and to make connections between mathematical ideas. These connections are constructed internally by the learner and can be applied appropriately, and with understanding, in various *contexts*. See also *procedural knowledge*.

**concrete level of understanding.** The level of understanding that students achieve through the manipulation of *concrete materials*. See also *abstract level of understanding*.

**concrete materials.** See *manipulatives*.

**conference.** An informal conversation between teacher and student for the purpose of *assessment*. A conference provides opportunities for students to “talk math” and for teachers to probe students’ understanding.

**conjecture.** A conclusion or judgement that seems to be correct but is not completely proved. Through *investigations*, students make conjectures about mathematical ideas. Given ongoing experiences in exploring mathematical ideas, students develop an increasingly complete and accurate understanding of concepts.

**conservation.** The property by which something remains the same, despite changes such as physical arrangement. For example, with conservation of number, whether three objects are close together or far apart, the quantity remains the same.

**consolidation.** The development of strong understanding of a concept or skill. Consolidation is more likely to occur when students see how mathematical ideas are related to one another and to the real world. Practice and periodic review help to consolidate concepts and skills.

**context.** The environment, situation, or setting in which an event or activity takes place. Real-life settings often help students make sense of mathematics.

**continuous quantities.** Quantities that do not have distinct parts. For example, a length of ribbon that is 55 cm long is not made up of 55 separate pieces. See also *discrete quantities*.

**cooperative group norms.** Behaviours within a group of students working collaboratively. Students should understand what behaviours make a group function effectively. For example, it is important that all group members have opportunities to share ideas, that the group stays on task, and that group members attempt to answer questions asked by anyone in the group.



**cooperative learning structure.** A process followed by a group to promote learning among group members. Examples of cooperative learning structures include the following:

- *numbered heads.* Students work in groups of four, with each student assigned a number from 1 to 4. Students work together in their groups to solve a problem. The teacher then calls out a number from 1 to 4 and asks group members with that number to explain how their group solved the problem.
- *pairs check.* Students work in pairs. One student solves a problem while the other student observes and coaches; then the students switch roles.
- *think-pair-share.* The teacher poses a problem. Students think about their response individually for a given amount of time and then share their ideas with a partner in attempting to reach a solution to the problem.

**counting.** The process of matching a number in an ordered sequence with every element of a set. The last number assigned is the *cardinal number* of the set.

**counting all.** A strategy for addition in which the student counts every item in two or more sets to find the total. See also *counting on*.

**counting back.** *Counting* from a larger to a smaller number. The first number counted is the total number in the set (*cardinal number*), and each subsequent number is less than that *quantity*. If a student counts back by 1's from 10 to 1, the sequence of numbers is 10, 9, 8, 7, 6, 5, 4, 3, 2, 1. Young students often use counting back as a strategy for subtraction (e.g., to find  $22 - 4$ , the student counts, "21, 20, 19, 18").

**counting on.** A strategy for addition in which the student starts with the number of the known *quantity*, and then continues *counting* the items in the unknown quantity. To be efficient,

students should count on from the larger addend. For example, to find  $2 + 7$ , they should begin with 7 and then count "8" and "9".

**decomposition of numbers.** The taking apart of numbers. For example, the number 13 is usually taken apart as 10 and 3 but can be taken apart as 6 and 7, or 6 and 6 and 1, and so forth. Students who can decompose numbers in many different ways develop computational *fluency* and have many strategies available for solving arithmetic questions mentally. See also *composition of numbers* and *recomposition of numbers*.

**denominator.** In common fractions, the number written below the line. It represents the number of equal parts into which a whole or a set is divided.

**derived fact.** A *basic fact* to which the student finds the answer by using a known fact. For example, a student who does not know the answer to  $6 \times 7$  might know that  $3 \times 7$  is 21, and will then double 21 to get 42.

**design down.** See *backwards design*.

**developmental level.** The degree to which physical, intellectual, emotional, social, and moral maturation has occurred. Instructional material that is beyond a student's developmental level is difficult to comprehend, and might be learned by rote, without understanding. Content that is below the student's level of development often fails to stimulate interest. See also *zone of proximal development*.

**developmentally appropriate.** Suitable to a student's level of maturation and cognitive development. Students need to encounter concepts that are presented at an appropriate time in their development and with a developmentally appropriate approach. The mathematics should be challenging but presented in a manner that makes it attainable for students at a given age and level of ability. See also *zone of proximal development*.

**discrete quantities.** Individual, countable objects, such as cubes. See also *continuous quantities*.

**distributive property.** The property that allows numbers in a multiplication or division expression to be decomposed into two or more numbers. The distributive property applies to:

- multiplication over addition, for example,  
 $6 \times 47 = (6 \times 40) + (6 \times 7) = 240 + 42 = 282$ ;
- multiplication over subtraction, for example,  
 $4 \times 98 = (4 \times 100) - (4 \times 2) = 400 - 8 = 392$ ;
- division over addition, for example,  $72 \div 6 = (60 \div 6) + (12 \div 6) = 10 + 2 = 12$ ;
- division over subtraction, for example,  $4700 \div 4 = (4800 \div 4) - (100 \div 4) = 1200 - 25 = 1175$ .

**dot plates.** Paper plates with peel-off dots applied in various arrangements to represent numbers from 1 to 10. Dot plates are useful in pattern-recognition activities.

**doubles.** Basic addition facts in which both addends are the same number (e.g.,  $4 + 4$ ,  $8 + 8$ ). Students can apply a knowledge of doubles to learn other addition facts (e.g., if  $6 + 6 = 12$ , then  $6 + 7 = 13$ ) and multiplication facts (e.g., if  $7 + 7 = 14$ , then  $2 \times 7 = 14$ ).

**drill.** Practice that involves repetition of a skill or procedure. Because drill often improves speed but not understanding, it is important that *conceptual understanding* be developed before drill activities are undertaken. See also *automaticity*.

**equal group problem.** A problem that involves sets of equal *quantities*. If both the number and the size of the groups are known, but the total is unknown, the problem can be solved using multiplication. If the total in an equal group problem is known, but either the number of groups or the size of the groups is unknown, the problem can be solved using division.

**equality.** The notion of having the same value, often expressed by the equal sign (i.e.,  $=$ , as in  $8 = 3 + 5$ ). In  $3 + 5 = 8$  and  $8 = 3 + 5$ , the expressions on either side of the equal sign ( $3 + 5$  and  $8$ ) have the same value. It is important that students learn to interpret the equal sign as "is the same amount as" rather than "gives the answer".

**estimation.** The process of arriving at an approximate answer for a *computation*, or at a reasonable guess with respect to a measurement. Teachers often provide very young students with a range of numbers within which their estimate should fall.

**estimation strategies.** Mental mathematics strategies used to obtain an approximate answer. Students estimate when an exact answer is not required and when they are checking the reasonableness of their mathematics work. Some estimation strategies are as follows:

- *clustering.* A strategy used for estimating the sum of numbers that cluster around one particular value. For example, the numbers 42, 47, 56, 55 cluster around 50. So estimate  $50 + 50 + 50 + 50 = 200$ .
- *"nice" or compatible numbers.* A strategy that involves using numbers that are easy to work with. For example, to estimate the sum of 28, 67, 48, and 56, one could add  $30 + 70 + 50 + 50$ . These nice numbers are close to the original numbers and can be easily added.
- *front-end estimation.* (Also called "front-end loading".) The addition of significant digits (those with the highest *place value*), with an adjustment of the remaining values.

For example:

Step 1 - Add the left-most digit in each number.

$$193 + 428 + 253$$

$$\text{Think } 100 + 400 + 200 = 700.$$



Step 2 – Adjust the estimate to reflect the size of the remaining digits.

$93 + 28 + 53$  is approximately 175.

Think  $700 + 175 = 875$ .

- **rounding.** A process of replacing a number by an approximate value of that number. For example, 106 rounded to the nearest ten is 110.

**evaluation.** A judgement made at a specific, planned time about the level of a student's achievement, on the basis of **assessment** data. Evaluation involves assigning a level, grade, or mark.

**expectations.** The knowledge and skills that students are expected to learn and to demonstrate by the end of every grade or course, as outlined in the Ontario curriculum documents for the various subject areas.

**extension.** A learning activity that is related to a previous one. An extension can involve a task that reinforces, builds upon, or requires application of newly learned material.

**family math night.** An event designed to bring parents and children together for the purpose of engaging in mathematics activities and to help parents learn more about the Ontario mathematics curriculum.

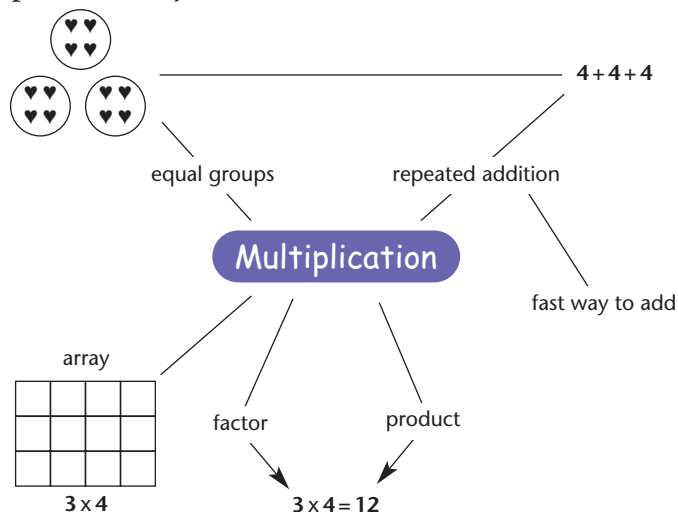
**figure.** See *three-dimensional figure*.

**five frame.** A 1 by 5 **array** onto which counters or dots are placed, to help students relate a given number to 5 (e.g., 7 is 2 more than 5) and recognize the importance of 5 as an **anchor** in our number system. See also *ten frame*.



**flat.** In *base ten blocks*, the representation for 100.

**flow chart.** A *graphic organizer* in which lines and/or arrows show the relationships among ideas that can be represented by words, diagrams, pictures, or **symbols**.



**fluency.** Proficiency in performing **mathematical procedures** quickly and accurately. Although computational fluency is a goal, students should be able to explain how they are performing **computations**, and why answers make sense. See also *automaticity*.

**fractional sense.** An understanding that whole numbers can be divided into equal parts that are represented by a **denominator** (which tells how many parts the number is divided into) and a **numerator** (which indicates the number of those equal parts being considered). Fractional sense includes an understanding of relationships between fractions, and between fractions and whole numbers (e.g., knowing that  $\frac{1}{3}$  is bigger than  $\frac{1}{4}$  and that  $\frac{2}{3}$  is closer to 1 than  $\frac{2}{4}$  is).

**front-end estimation.** See under *estimation strategies*.

**front-end loading.** See *front-end estimation* under *estimation strategies*.

**graphic organizer.** A visual framework that helps the learner organize ideas and make connections between them. Graphic organizers can be prepared by the teacher or by students. Graphic organizers include, for example, *mind maps*, *T-charts*, *flow charts*, and *Venn diagrams*.

**guided mathematics.** An instructional approach in which the teacher guides students through or models a mathematical skill or concept. Instruction is planned, yet flexible enough to capitalize on alternative ideas and strategies provided by students. See also *independent mathematics* and *shared mathematics*.

**holistic evaluation.** Judgement about the overall quality of a piece of work, rather than an analysis and scoring of individual parts of the work. A *rubric* is often used to evaluate a piece of work holistically.

**homework.** Out-of-class tasks assigned to students to prepare them for classroom work or to have them practise or extend classroom work. Effective homework engages students in interesting and meaningful activities.

**horizontal format.** A left-to-right arrangement (e.g., of addends), often used in presenting *computation* questions. See also *vertical format*.

$$23 + 48$$

Horizontal format

**hundreds chart.** A  $10 \times 10$  table or chart with each cell containing a natural number from 1 to 100 arranged in order. The hundreds chart allows students to explore number patterns and relationships.

**identity rule.** In addition, the notion that the sum of 0 and any number is that number (e.g.,  $0 + 4 = 4$ ). In multiplication, the notion that a number multiplied by 1 equals that number (e.g.,  $4 \times 1 = 4$ ).

**independent mathematics.** An instructional approach in which students work alone to focus on and consolidate their own understanding, and learn to communicate this understanding independently. Students who are working independently should know that they can request assistance when they need it.

**interview.** An *assessment* strategy usually involving a planned sequence of questions posed to an individual student. It provides information about a student's thinking processes.

**inverse operations.** The opposite effects of addition and subtraction, and of multiplication and division. Addition involves joining sets; subtraction involves separating a *quantity* into sets. Multiplication refers to joining sets of equal amounts; division is the separation of an amount into equal sets.

**investigation.** An instructional activity in which students pursue a problem or an exploration. Investigations help students develop problem-solving skills, learn new concepts, and apply and deepen their understanding of previously learned concepts and skills.

**join problem.** A problem that involves the action of increasing an amount by adding another amount to it. A join problem involves a start amount, a change amount, and a result amount. Any of these amounts can be unknown in a join problem.

**journal.** (Also called "learning log".) A collection of written reflections by students about learning experiences. In journals, students can describe learning activities, explain solutions to problems, respond to open-ended questions, report on *investigations*, and express their own ideas and feelings.

**kinaesthetic learner.** (Also called "tactile learner".) One who learns best through physical movement and the manipulation of *concrete*

**materials.** Learning activities that involve dramatization, the construction of concrete *mathematical models*, and the use of *manipulatives* help kinaesthetic learners understand *mathematical concepts*.

**learning log.** See *journal*.

**learning styles.** Different ways of learning and processing information. For instance, visual learners need to see visual representations of concepts. Auditory learners learn best through verbal instructions and discussions, by talking things through and listening to what others have to say. Tactile/*kinaesthetic learners* learn best through a hands-on approach, actively exploring the physical world around them.

**level of achievement.** See *achievement level*.

**magnitude.** The size of a number or a *quantity*. Movement forward or backwards, for example, on a *number line*, a clock, or a scale results in an increase or decrease in number magnitude.

**making tens.** A strategy by which numbers are combined to make groups of 10. Students can show that 24 is the same as two groups of 10 plus 4 by placing 24 counters on *ten frames*. Making tens is a helpful strategy in learning addition facts. For example, if a student knows that  $7 + 3 = 10$ , then the student can surmise that  $7 + 5$  equals 2 more than 10, or 12. As well, making tens is a useful strategy for adding a series of numbers (e.g., in adding  $4 + 7 + 6 + 2 + 3$ , find combinations of 10 first [ $4 + 6$ ,  $7 + 3$ ] and then add any remaining numbers).

**manipulatives.** (Also called “concrete materials”.) Objects that students handle and use in constructing their own understanding of *mathematical concepts* and skills and in illustrating that understanding. Some examples are *base ten blocks*, interlocking or connecting cubes, construction kits, number cubes (dice), games, geoboards, *hundreds charts*, measuring tapes, Miras (red plastic transparent

tools), *number lines*, pattern blocks, spinners, and colour tiles.

**mathematical concepts.** A connection of mathematical ideas that provides a deep understanding of mathematics. Students develop their understanding of mathematical concepts through rich problem-solving experiences.

**mathematical model.** (Also called “model” or “representation”.) Representation of a *mathematical concept* using *manipulatives*, a diagram or picture, *symbols*, or real-world *contexts* or situations. Mathematical models can make math concepts easier to understand.

**mathematical pedagogical knowledge.** An understanding of how students learn mathematics, and a foundation of effective strategies for teaching mathematics.

**mathematical procedures.** (Also called “procedures”.) The operations, mechanics, algorithms, and calculations used to solve problems.

**mathematical sense.** The ability to make meaningful connections between mathematical ideas, and between mathematical ideas and the real world.

**mathematical skills.** Procedures for doing mathematics. Examples of mathematical skills include performing paper-and-pencil *calculations*, using a ruler to measure length, and constructing a bar graph.

**mathematizing.** Reflecting on and interpreting mathematical ideas to make sense of them. Also, recognizing and interpreting mathematics in real-life situations.

**math forum.** An instructional strategy by which students share work and ideas with other students. Students gather at a designated location in the classroom to explain solutions to problems, tell problems they have created, or explain and demonstrate what they have learned.

**math word wall.** See *word wall*.

**mental calculation.** See *mental computation*.

**mental computation.** (Also called “mental calculation”.) The ability to solve *computations* in one’s head. Mental computation strategies are often different from those used for paper-and-pencil computations. For example, to calculate  $53 - 27$  mentally, one could subtract 20 from 53, and then subtract 7 from 33.

**metacognition.** Reflection on one’s own thinking processes. Metacognitive strategies, which can be used to monitor, control, and improve one’s thinking and learning processes, include the following in the context of mathematics: applying *problem-solving strategies* consciously, understanding why a particular strategy would be appropriate, making a conscious decision to switch strategies, and rethinking the problem.

**mind map.** A graphic representation of information that is intended to help clarify meaning. In making a mind map, students brainstorm information about a concept and organize it by listing, sorting, or sequencing the key words, or by linking information and/or ideas. Mind maps can be used to help students understand the interrelationships of mathematical ideas.

**minuend.** In a subtraction question, the number from which another number is subtracted. In the example  $15 - 5 = 10$ , 15 is the minuend.

**misconception.** An inaccurate or incomplete understanding of a concept. Misconceptions occur when a student has not fully connected a new concept with other concepts that are established or emerging. Instructional experiences that allow the student to understand how a new concept relates to other ideas help to alleviate misconceptions.

**model.** See *mathematical model*.

**modelling.** The process of representing a *mathematical concept* or a *problem-solving strategy* by using *manipulatives*, a diagram or picture, *symbols*, or real-world *contexts* or situations. Mathematical modelling can make math concepts easier to understand.

**movement is magnitude.** The idea that, as one moves up the *counting* sequence, the *quantity* increases by 1 (or by whatever number is being counted by), and as one moves down or backwards in the sequence, the quantity decreases by 1 (or by whatever number is being counted by) (e.g., in skip counting by 10’s, the amount goes up by 10 each time).

**multiplicative comparison problem.**

A problem that involves a comparison of two quantities where one *quantity* is the multiple of the other. The relationship between the quantities is expressed in terms of how many times larger one is than the other. For example: Lynn has 3 pennies. Miguel has 4 times as many pennies as Lynn. How many pennies does Miguel have?

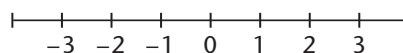
**multiplicative relations.** Situations in which a *quantity* is repeated a given number of times. Multiplicative relations can be represented symbolically as *repeated addition* (e.g.,  $5 + 5 = 5$ ) and as multiplication (e.g.,  $3 \times 5$ ).

**next steps.** The processes that a teacher initiates to assist a student’s learning following *assessment*.

**“nice” numbers.** See under *estimation strategies*.

**non-standard units.** Measurement units used in the early development of measurement concepts – for example, paper clips, cubes, hand spans, and so on. See also *standard units of measure*.

**number line.** A line that matches a set of numbers and a set of points one to one.



**number sense.** The ability to interpret numbers and use them correctly and confidently.

**numeral.** A word or *symbol* that represents a number.

**numeration.** A system of *symbols* or *numerals* representing numbers. Our number system uses 10 symbols, the digits from 0 to 9. The placement of these digits within a number determines the value of that numeral. See also *place value*.

**numerator.** In common fractions, the number written above the line. It represents the number of equal parts being considered.

**observations.** Records of what students do, say, and show, gathered by teachers as evidence of how well students are learning *mathematical concepts* and skills.

**ones unit.** In *base ten blocks*, the small cube that represents 1.

**one-to-one correspondence.** The correspondence of one object to one symbol or picture. In counting, one-to-one correspondence is the idea that each object being counted must be given one count and only one count.

**open-ended problems.** Problems that require the use of reasoning, that often have more than one solution, or that can be solved in a variety of ways.

**open number line.** A line that is drawn to represent relationships between numbers or number operations. Only the points and numbers that are significant to the situation are indicated. The placement of points between numbers is not to scale.



An open number line showing  $46 + 32$ .

**operational sense.** Understanding of the *mathematical concepts* and *procedures* involved in operations on numbers (addition, subtraction,

multiplication, and division) and of the application of operations to solve problems.

**oral communication.** Expression of mathematical ideas through the spoken word. Oral communication involves expressing ideas through talk and receiving information through listening. Some students have difficulty articulating their understanding of mathematical ideas. These students can be helped to improve by ongoing experiences in oral communication and by exposure to teacher *modelling*. See also *think-aloud*.

**order irrelevance.** The idea that the *counting* of objects can begin with any object in a set and the total will still be the same.

**ordinal number.** A number that shows relative position or place – for example, first, second, third, fourth.

**partitioning.** One of the two meanings of division; sharing. For example, when 14 apples are partitioned (shared equally) among 4 children, each child receives 3 apples and there are 2 apples remaining (left over). A more sophisticated partitioning (or sharing) process is to partition the remaining parts so that each child, for example, receives  $3\frac{1}{2}$  apples.

The other meaning of division is often referred to as “measurement”. In a problem involving measurement division, the number in each group is known, but the number of groups is unknown. For example: Some children share 15 apples equally so that each child receives 3 apples. How many children are there?

**part-part-whole.** The idea that a number can be composed of two parts. For example, a set of 7 counters can be separated into parts – 1 counter and 6 counters, 2 counters and 5 counters, 3 counters and 4 counters, and so forth.

**patterning.** The sequencing of numbers, objects, shapes, events, actions, sounds, ideas, and so forth, in regular ways. Recognizing patterns and



relationships is fundamental to understanding mathematics.

**pattern structure.** The order in which elements in a pattern occur, often represented by arrangements of letters (e.g., AAB AAB AAB).

**performance task.** A meaningful and purposeful *assessment* task in which students are required to perform, create, or produce something. These tasks are generally authentic insofar as they simulate authentic challenges and problems. A performance task usually focuses on process as well as on product.

**place value.** The value given to a digit in a number on the basis of its place within the number. For example, in the number 444, the digit 4 can represent 400, 40, or 4.

**planning.** In the mathematics classroom, the working out beforehand of instructional activities that support students in achieving the *expectations* outlined in the curriculum policy document for their grade. There are three major planning formats:

- *long-term plan.* A year-long plan in which concepts are organized in a meaningful and logical order that fosters mathematical growth.
- *unit plan.* A series of lessons that build towards the *conceptual understanding* of a big idea and key concepts in a single *strand* or several strands of mathematics.
- *daily lesson plan.* A specific lesson that is part of the larger unit plan and that builds towards understanding of a key concept.

**portfolio.** A folder or other container that holds a selection of a student's work related to mathematics, produced over the course of a term or year. The selection can include a range of items, such as paper-and-pencil tasks, drawings, solutions to problems, and *journal* entries, that reflect the student's typical work and best efforts and together show the student's learning progress over time.

**prerequisite understanding.** The knowledge that students need to possess if they are to be successful in completing a task. See also *prior knowledge*.

**prior knowledge.** The acquired or intuitive knowledge that a student possesses prior to instruction.

**problem posing.** An instructional strategy in which students develop mathematical problems for others to solve. Problem posing, done orally or in writing, provides an opportunity for students to relate mathematical ideas to situations that interest them.

**problem solving.** Engaging in a task for which the solution is not obvious or known in advance. To solve the problem, students must draw on their previous knowledge, try out different strategies, make connections, and reach conclusions. Learning by inquiry or *investigation* is very natural for young children.

**problem-solving model.** A process for solving problems based on the work of George Polya. The steps in the problem-solving model – understanding the problem, making a plan, carrying out the plan, and looking back – should be used as a guide, rather than as prescribed directions, to help students solve problems.

**problem-solving norms.** Guidelines that have been developed in a classroom for *problem solving* – for example, regarding the use of *manipulatives* or the choice of whether to work with a partner or independently. See also *problem-solving model*.

**problem-solving strategies.** Methods used for tackling problems. The strategies most commonly used by students include the following: act it out, make a model with *concrete materials*, find/use a pattern, draw a diagram, guess and check, use logical thinking, make a *table*, use an organized list.

**procedural knowledge.** Knowledge that relates to carrying out a method (procedure) for solving a problem and applying that procedure correctly.

Research indicates that procedural skills are best acquired through understanding rather than rote memorization. See also *automaticity* and *conceptual understanding*.

**procedures.** See *mathematical procedures*.

**prompt.** An open-ended phrase given to students for completion (e.g., "The steps I followed were ..."). Prompts play a crucial role in providing guidance for students' reflections and eliciting deeper thinking and reasoning. It is important that the person prompting not provide too much information or inadvertently solve the problem. See also *scaffolding*.

**proportional reasoning.** Reasoning that involves an understanding of the multiplicative relationship in size of one object or *quantity* compared with another. Students express proportional reasoning informally using phrases such as "twice as big as" and "a third of the size of".

**provincial standard.** Level 3 of the four levels of achievement, as defined in the Ontario curriculum documents for the various subjects; the level at which students are expected to achieve in each grade. See also *achievement level*.

**quantity.** The "howmuchness" of a number. An understanding of quantity helps students estimate and reason with numbers, and is an important prerequisite to understanding *place value*, the operations, and fractions.

**questionnaire.** See *attitudinal survey*.

**recomposition of numbers.** The putting back together of numbers that have been decomposed. For example, to solve  $24 + 27$ , a student might decompose the numbers as  $24 + 24 + 3$ , then recompose the numbers as  $25 + 25 + 1$  to give the answer 51. See also *composition of numbers* and *decomposition of numbers*.

**regrouping.** (Also called "trading".) The process of exchanging 10 in one *place-value* position for

1 in the position to the left (e.g., when 4 ones are added to 8 ones, the result is 12 ones or 1 ten and 2 ones). Regrouping can also involve exchanging 1 for 10 in the place-value position to the right (e.g., 56 can be regrouped to 4 tens and 16 ones). The terms "borrowing" and "carrying" are misleading and can hinder understanding.

**relationship.** In mathematics, a connection between mathematical concepts, or between a mathematical concept and an idea in another subject or in real life. As students connect ideas they already understand with new experiences and ideas, their understanding of mathematical relationships develops.

**remainder.** The *quantity* left when an amount has been divided equally and only whole numbers are accepted in the answer (e.g., 11 divided by 4 is 2 R3). The concept of a remainder can be quite abstract for students unless they use *concrete materials* for sharing as they are developing their conceptual understanding of division. When students use concrete materials, they have little difficulty understanding that some items might be left after sharing.

**repeated addition.** The process of adding the same number two or more times. Repeated addition can be expressed as multiplication (e.g.,  $3 + 3 + 3 + 3$  represents 4 groups of 3, or  $4 \times 3$ ).

**repeated subtraction.** The process of subtracting the same *subtrahend* from another number two or more times until 0 is reached. Repeated subtraction is related to division (e.g.,  $8 - 2 - 2 - 2 - 2 = 0$  and  $8 \div 2 = 4$  express the notion that 8 can be partitioned into 4 groups of 2).

**representation.** See *mathematical model*.

**rich mathematical experiences.** Opportunities for students to learn and apply mathematics in interesting, relevant, and purposeful situations. Rich mathematical experiences often involve *problem solving* and/or *investigations*.

**rich mathematical learning environments.**

Learning environments that support the needs of all students, value the *prior knowledge* of learners, help students link the mathematics in their real world with the mathematics learned at school, and build positive attitudes towards mathematics. These rich environments require insightful *planning* by a thoughtful teacher who understands what students know, what they need to learn, how they can best learn it, what evidence will attest to their having learned what they needed to, and where they need to go next.

**rod.** In *base ten blocks*, the representation for 10.

**rounding.** See under *estimation strategies*.

**rubric.** A scoring scale in chart form, often developed in connection with a *performance task*, that provides a set of criteria related to *expectations* addressed in the task and describes student performance at each of the four levels of achievement. Rubrics are used to assess and evaluate students' work and to help students understand what is expected of them.

**scaffolding.** An instructional technique in which the teacher breaks a strategy, skill, or task into small steps; provides support as students learn the strategy, skill, or task; and then gradually shifts responsibility for applying the strategy or skill or undertaking the task independently to the students. Scaffolding allows students to build on their *prior knowledge* and modify their current understandings.

**scribing.** Recording the words said by a student. Teachers can scribe for students who have not developed the skills necessary for recording their own ideas.

**self-assessment.** A student's *assessment* of his or her own progress in developing the knowledge and skills set out in the curriculum *expectations*.

**separate problem.** A problem that involves decreasing an amount by removing another amount.

**shape.** See *two-dimensional shape*.

**shared characteristics.** *Attributes* that are common to more than one object.

**shared mathematics.** An instructional approach in which students, in pairs or in small groups, participate collaboratively in learning activities. In this approach, students learn from one another, with guidance from the teacher.

**spatial patterns.** Orderly visual representations. The recognition of a *quantity* by the arrangement of the objects (e.g., the dot arrangements on standard number cubes).

**stable order.** The idea that the *counting* sequence stays consistent. It is always 1, 2, 3, 4, 5, 6, 7, 8, . . . , not 1, 2, 3, 5, 6, 8.

**standard units of measure.** Measurement units that are normally used by common agreement (e.g., centimetres, square centimetres, cubic centimetres, grams, litres, degrees, degrees Celsius, hours). See also *non-standard units*.

**strands.** The broad areas of knowledge and skills into which curriculum *expectations* are organized. In the Ontario mathematics curriculum for Grades 1–8, there are five strands: Number Sense and Numeration, Measurement, Geometry and Spatial Sense, Patterning and Algebra, and Data Management and Probability.

**strategy wall.** A classroom display of posters that provide brief explanations and diagrams of *mathematical procedures* or strategies (e.g., measuring perimeter, recording a fraction, making a list). Teachers and students refer to the strategy wall to review how procedures are performed or to consider various approaches to problems.

**subitizing.** Being able to recognize the number of objects at a glance without having to count all the objects.



**subtrahend.** In a subtraction question, the number that is subtracted from another number. In the example  $15 - 5 = 10$ , 5 is the subtrahend.

**symbol.** A letter, *numeral*, or figure that represents a number, operation, concept, or *relationship*. Teachers need to ensure that students make meaningful connections between symbols and the mathematical ideas that they represent.

**table.** An orderly arrangement of facts set out for easy reference – for example, an arrangement of numerical values in vertical columns and horizontal rows.

**tactile learner.** See *kinaesthetic learner*.

**T-chart.** A chart that has been divided into two columns, so that the divider looks like the letter T. T-charts are often used to organize numerical relationships.

Number of Bicycles	Number of Wheels
1	2
2	4
3	6
4	8
5	10

**ten frame.** A 2 by 5 *array* onto which counters or dots are placed to help students relate a given number to 10 (e.g., 8 is 2 less than 10) and recognize the importance of using 10 as an *anchor* when adding and subtracting. See also *five frame*.

●	●	●	●	●
●	●			

**think-aloud.** A process in which the teacher models *problem solving* or using a strategy by expressing out loud his or her thinking and decision making as he or she works through a problem or task.

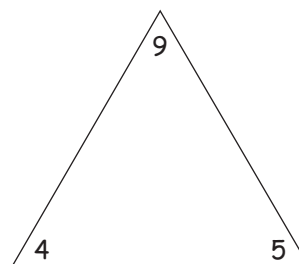
**think-talk-write.** A learning strategy whereby students think alone for a specified amount of time in response to a question posed by the teacher. Students then discuss their ideas with a partner or a small group and record their thoughts about the question. The thinking and talking components of the strategy encourage students to record thoughtful responses to the question.

**three-dimensional figure.** (Also called “figure”.) An object having length, width, and depth. Three-dimensional figures include cones, cubes, prisms, cylinders, and so forth. See also *two-dimensional shape*.

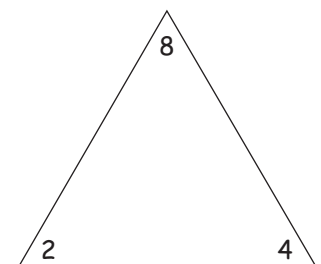
**trading.** See *regrouping*.

**transform the problem.** A strategy for changing a problem with the purpose of making it easier to solve (e.g., change  $39 + 57$  to  $40 + 56$ ). See also *compensation*.

**triangular flashcards.** Flashcards in the shape of a triangle with an addend in each of two corners and the sum in the third. To practise addition and subtraction facts, one person covers one of the numbers and shows the card to a partner, who must determine the missing number. Triangular flashcards can also be made for the practice of basic multiplication and division facts.



A triangular flashcard for addition and subtraction



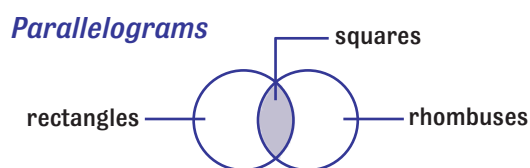
A triangular flashcard for multiplication and division

**Tribes.** A program of activities used to develop a positive learning environment. The emphasis is on community building and the acceptance of others and their opinions in order to maximize learning in each student.

**two-dimensional shape.** (Also called “shape”.) A shape having length and width but not depth. Two-dimensional shapes include circles, triangles, quadrilaterals, and so forth. See also *three-dimensional figure*.

**unitizing.** The idea that, in the base ten system, 10 ones form a group of 10. This group of 10 is represented by a 1 in the tens place of a written *numeral*. Likewise, 10 tens form a group of 100, indicated by a 1 in the hundreds place.

**Venn diagram.** A diagram consisting of overlapping and/or nested shapes, used to show what two or more sets have and do not have in common. See also *graphic organizer*.



**vertical format.** In written *computation*, a format in which numbers are arranged in columns. See also *horizontal format*.

$$\begin{array}{r} 23 \\ + 48 \\ \hline \end{array}$$

Vertical format

**word wall.** (Also called “math word wall”.) A list of words, grouped in a logical way (alphabetically, by strand, by concept) and displayed prominently in the classroom, that teachers use to help students become familiar with mathematics vocabulary.

**zero property of multiplication.** The notion that the product of a number multiplied by 0 is 0.

**zone of proximal development.** The level of understanding immediately above a person’s present level. If instruction is within a student’s zone of proximal development, new knowledge can be connected with *prior knowledge*, and the student can be helped to develop more complex and encompassing understanding. If instruction is below the zone of proximal development, the student does not gain new knowledge or understanding. If instruction is beyond the zone of proximal development, the student has insufficient prior knowledge to which new ideas can be connected.



# References

- Adams, L., Waters, J., Chapple, N., & Onslow, B. (2002). *Esso family math*. London, ON: Esso Family Math Centre, University of Western Ontario.
- Baroody, A.J. (1998). *Fostering children's mathematical power*. Mahwah, NJ: Erlbaum.
- Baroody, A.J. (2004). The developmental bases for early childhood number and operations standards. In D.H. Clements, J. Sarama, & A.-M. DiBiase (Eds.), *Engaging young children in mathematics: Standards for early childhood mathematics education* (pp. 173–220). Mahwah, NJ: Erlbaum.
- Baskwill, J. (1992). Ask me about: A newsletter with a difference. *Teaching PreK–8*, 22(3), 44–48.
- Beavers, D. (2001). Professional development: Outside the workshop box. *Principal Leadership*, 1(9), 43–46.
- Bennett, B., & Rolheiser, C. (2001). *Beyond Monet*. Toronto: Bookstation.
- Burns, M. (1992). *Math and literature (K–3)*. Sausalito, CA: Math Solutions Publications.
- Burns, M. (1995). *Writing in the math class*. Sausalito, CA: Math Solutions Publications.
- Burns, M. (2000). *About teaching mathematics: A K–8 resource* (2nd ed.). Sausalito, CA: Math Solutions Publications.
- Burns, M., & Silbey, R. (2000). *So you have to teach math? Sound advice for K–6 teachers*. Sausalito, CA: Math Solutions Publications.
- Cambourne, B. (1988). *The whole story: Natural learning and the acquisition of literacy in the classroom*. New York: Ashton-Scholastic.
- Carpenter, T.P., Fennema, E., Peterson, P.L., Chiang, E.P., & Loeff, M. (1989). Using knowledge of children's mathematics thinking in classroom teaching: An experimental study. *American Education Research Journal*, 26, 499–531.
- Carpenter, T.P., Franke, M.L., Jacobs, V.R., Fennema, E., & Empson, S.B. (1998). A longitudinal study of invention and understanding of children's multidigit addition and subtraction. *Journal for Research in Mathematics Education*, 29(1), 3–20.
- Cathcart, W.G., Pothier, Y.M., & Vance, J.H. (1997). *Learning mathematics in elementary and middle school* (2nd ed.). Scarborough, ON: Prentice-Hall Canada.
- Clements, D.H., & Callahan, L.G. (1983). Number or prenumber foundational experiences for young children: Must we choose? *Arithmetic Teacher*, 31(3), 34–37.

- Clements, D.H., Sarama, J., & DiBiase, A.-M. (Eds.) (2004). *Engaging young children in mathematics: Standards for early childhood mathematics education*. Mahwah, NJ: Erlbaum.
- Coates, G.D., & Stenmark, J.K. (1997). *Family math for young children: Comparing*. Berkeley: University of California.
- Cobb, P., Wood, T., & Yackel, E. (1991). Assessment of a problem-centered second-grade mathematics project. *Journal for Research in Education*, 22(1), 3–29.
- Copley, J.V. (2000). *The young child and mathematics*. Washington, DC: National Association for the Education of Young Children.
- Dacey, L., & Eston, R. (1999). *Growing mathematical ideas in kindergarten*. Sausalito, CA: Math Solutions Publications.
- Dacey, L., & Eston, R. (2002). *Show and tell*. Sausalito, CA: Math Solutions Publications.
- Elementary Teachers' Federation of Ontario. (2004). *Making math happen in the junior years*. Toronto: Author.
- Epstein, J.L. (1991). Paths to partnership: What we can learn from federal, state, district, and school initiatives. *Phi Delta Kappan*, 72(5), 344–349.
- Expert Panel on Early Math in Ontario. (2003). *Early math strategy: The report of the Expert Panel on Early Math in Ontario*. Toronto: Ontario Ministry of Education.
- Expert Panel on Early Reading in Ontario. (2003). *Early reading strategy: The report of the Expert Panel on Early Reading in Ontario*. Toronto: Ontario Ministry of Education.
- Expert Panel on Literacy and Numeracy Instruction for Students With Special Education Needs. (2005). *Education for all: The report of the Expert Panel on Literacy and Numeracy Instruction for Students With Special Needs, Kindergarten to Grade 6*. Toronto: Ontario Ministry of Education.
- Expert Panel on Literacy in Grades 4 to 6 in Ontario. (2004). *Literacy for learning: The report of the Expert Panel on Literacy in Grades 4 to 6 in Ontario*. Toronto: Ontario Ministry of Education.
- Expert Panel on Mathematics in Grades 4 to 6 in Ontario. (2004). *Teaching and learning mathematics: The report of the Expert Panel on Mathematics in Grades 4 to 6 in Ontario*. Toronto: Ontario Ministry of Education.
- Fosnot, C.T., & Dolk, M. (2001). *Young mathematicians at work: Constructing number sense, addition, and subtraction*. Portsmouth, NH: Heinemann.
- Fullan, Michael. (2001). *Leading in a culture of change*. San Francisco: Jossey-Bass.
- Fullan, Michael. (2003). *The moral imperative of school leadership*. Thousand Oaks, CA: Corwin Press.
- Gardner, H. (1993). *Multiple intelligences: The theory in practice*. New York: Basic.
- Gibbs, J. (2000). *Tribes: A new way of learning and being together*. Sausalito, CA: Center Source Systems.

- Ginsberg, H.P., Inoue, N., & Seo, K.-H. (1999). Young children doing mathematics. In J.V. Copley (Ed.), *Mathematics in the early years* (pp. 88–99). Reston, VA: National Council of Teachers of Mathematics.
- Glanfield, F., Bush, W.S., & Stenmark, J.K. (Eds.). (2003). *Mathematics assessment: A practical handbook for Grades K–2*. Reston, VA: National Council of Teachers of Mathematics.
- Greenes, C. (1999). Ready to learn: Developing young children's mathematical powers. In J.V. Copley (Ed.), *Mathematics in the early years* (pp. 399–447). Reston, VA: National Council of Teachers of Mathematics.
- Halton District School Board. (2001). *Junior math and information technology*. Burlington, ON: Author.
- Halton District School Board. (2001). *Primary math and information technology*. Burlington, ON: Author.
- Halton District School Board. (2003). *Literature for mathematics*. Burlington, ON: Author.
- Halton District School Board Numeracy Team. (2001). *Home connections: Primary grades*. Burlington, ON: Author.
- Henderson, A.T. (1988). Parents are a school's best friends. *Phi Delta Kappan*, 70(2), 148–153.
- Henderson, A.T., & Berla, N. (1994). *A new generation of evidence: The family is critical to student achievement*. Washington, DC: Center for Law and Education.
- Hiebert, J.C., & Carpenter, T.P. (1992). Learning and teaching with understanding. In D.A. Grouws (Ed.), *Handbook of research on mathematics teaching and learning* (pp. 65–97). New York: Macmillan.
- Hill, P., and Crévola, C. (1997). The literacy challenge in Australian primary schools. *IARTV Seminar Series*, No. 69.
- Jensen, E. (1998). *Teaching with the brain in mind*. Alexandria, VA: Association for Supervision and Curriculum Development.
- Kamii, C. (1985). *Young children reinvent arithmetic*. New York: Teachers College Press, Columbia University.
- Kawartha Pine Ridge District School Board. (2000). *Teaching and learning mathematics: A resource document for early years and formative years teachers (JK–3)*. Peterborough, ON: Author.
- Kilpatrick, J., & Swafford, J. (2003). *Helping children learn mathematics*. Washington, DC: National Academy Press.
- Kilpatrick, J., Swafford, J., & Findell, B. (Eds.) (2001). *Adding it up: Helping children learn mathematics*. Washington, DC: National Academy Press.

- Linchevski, L., & Kutscher, B. (1998). Tell me with whom you're learning, and I'll tell you how much you've learned: Mixed-ability versus same-ability grouping in mathematics. *Journal for Research in Mathematics Education*, 29(5), 533–554.
- Litton, N. (1998). *Getting your math message out to parents: A K–6 resource*. Sausalito, CA: Math Solutions Publications.
- Lyons, C.A., & Pinnell, G.S. (2001). *Systems for change in literacy education: A guide to professional development*. Portsmouth, NH: Heinemann.
- Ma, L. (1999). *Knowing and teaching elementary mathematics*. Mahwah, NJ: Erlbaum.
- McCain, M.N., & Mustard, J.F. (1999). *Reversing the real brain drain: Early years study. Final report*. Toronto: Publications Ontario.
- Mokros, J. (1996). *Beyond facts and flashcards*. Portsmouth, NH: Heinemann.
- Morrow, L.J., & Kenney, M.J. (Eds.). (1998). *The teaching and learning of algorithms in school mathematics*. Reston, VA: National Council of Teachers of Mathematics.
- National Association of Elementary School Principals (NAESP). (2000). *Leading learning communities: Standards for what principals should know and be able to do*. Washington, DC: Author.
- National Council of Supervisors of Mathematics. (2000). *Supporting leaders in mathematics education: A source book of essential information*. Retrieved April 14, 2006, from <http://www.mathforum.org/ncsm/NCSMPublications/2000/sourcebook2000.html>
- National Council of Teachers of Mathematics (NCTM). (2000). *Principles and standards for school mathematics*. Reston, VA: Author.
- National Research Council. (1989). *Everybody counts: A report to the nation on the future of mathematics education*. Washington, DC: National Academy Press.
- Onslow, B., & Chapple, N. (2004). *Esso family math: Resources for Grades 2–5 children and their parents* (3rd ed.). London, ON: Esso Family Math Centre, University of Western Ontario.
- Ontario College of Teachers. (1999). *Standards of practice for the teaching profession*. Toronto: Author.
- Ontario Ministry of Education. (2003a). *A guide to effective instruction in mathematics, Kindergarten to Grade 3 – Number sense and numeration*. Toronto: Author.
- Ontario Ministry of Education. (2003b). *Helping your child learn math: A parent's guide*. Toronto: Author.
- Ontario Ministry of Education. (2004). *The Individual Education Plan (IEP): A resource guide*. Toronto: Author.
- Ontario Ministry of Education. (2005). *The Ontario curriculum, Grades 1–8: Mathematics*. Toronto: Author.
- Ontario Ministry of Education. (2006). *The Kindergarten program*. Toronto: Author.



- Payne, J.N. (Ed.). (1990). *Mathematics for the young child*. Reston, VA: National Council of Teachers of Mathematics.
- Piaget, J. (1995). *Sociological studies*. L. Smith (Ed.). New York: Routledge.
- Polya, G. (1945). *How to solve it*. Garden City, NY: Doubleday.
- Reys, R.E., Lindquist, M.M., Lambdin, D.V., Suydam, M.N., & Smith, N.L. (2001). *Helping children learn mathematics*. (6th ed.). New York: Wiley.
- Rodgers, C.R. (2002). Seeing student learning: Teacher change and the role of reflection. *Harvard Educational Review*, Summer, 230–253.
- Ross, J., Hogaboam-Gray, A., McDougall, D., & Bruce, C. (2002, April). *The contribution of technology to mathematics education reform*. Paper presented at the American Educational Research Association Conference, New Orleans, LA.
- Sandholtz, J.H. (2000). Interdisciplinary team teaching as a form of professional development. *Teacher Education Quarterly*, 27(3), 39–54.
- Schifter, D., & Fosnot, C.T. (1993). *Reconstructing mathematics education: Stories of teachers meeting the challenge of reform*. New York: Teachers College Press, Columbia University.
- Schoenfeld, A. (1992). Learning to think mathematically: Problem solving, metacognition, and sense making in mathematics. In D.A. Grouws (Ed.), *Handbook of research on mathematics teaching and learning* (pp. 334–379). Reston, VA: National Council of Teachers of Mathematics.
- Skemp, R. (1978). Relational understanding and instrumental understanding. *Arithmetic Teacher*, 26(34), 9–15.
- Sophian, C. (2004). A prospective developmental perspective on early mathematics instruction. In D.H. Clements, J. Sarama, & A.-M. DiBiase (Eds.), *Engaging young children in mathematics: Standards for early childhood mathematics education* (pp. 253–266). Mahwah, NJ: Erlbaum.
- Steen, L.A. (1990, Spring). Numeracy. *Daedalus*, 119(2), 211–231.
- Stenmark, J.K., & Bush, W.S. (Eds.). (2001). *Mathematics assessment: A practical handbook*. Reston, VA: National Council of Teachers of Mathematics.
- Stenmark, J.K., Thompson, V., & Cossey, R. (1986). *Family math*. Berkeley: University of California.
- Stiggins, R.J. (2001). *Student-involved classroom assessment*. Upper Saddle River, NJ: Prentice-Hall.
- Sutton, J., and Krueger, A. (Eds.). (2002). *EDThoughts: What we know about mathematics teaching and learning*. Aurora, CO: Mid-continent Research for Education and Learning.
- Thompson, V., & Mayfield-Ingram, K. (1998). *Family math: The middle school years – Algebraic reasoning and number sense* (3rd ed.). Berkeley: University of California.

- Toronto Catholic District School Board. (2001). *Assessment of student achievement in Catholic schools resource document*. Toronto: Author.
- Toronto District School Board. (2002). *Kindergarten documents*. Toronto: Author.
- Trafton, P.R., & Thiessen, D. (1999). *Learning through problems*. Portsmouth, NH: Heinemann.
- Van de Walle, J.A. (2001). *Elementary and middle school mathematics: Teaching developmentally* (4th ed.). New York: Addison Wesley Longman.
- Van de Walle, J.A. (2004). *Elementary and middle school mathematics: Teaching developmentally*. (5th ed.). New York: Pearson Education.
- Vygotsky, L. (1980). *Mind in society: The development of higher psychological processes*. Cambridge, MA: Harvard University Press.
- Waterloo County Board of Education. (1992). *Addition and subtraction of whole numbers: The formative years*. Waterloo, ON: Author.
- Waterloo County Board of Education. (1993). *Multiplication and division of whole numbers*. Waterloo, ON: Author.
- Weeks, Ronald C. (1997). *The child's world of science and technology: A book for teachers. Teaching and learning science and technology in the elementary school*. Scarborough, ON: Prentice-Hall Allyn and Bacon Canada.
- Whitin, P., & Whitin, D.J. (2000). *Math is language too*. Urbana, IL: National Council of Teachers of English.
- Wright, R.J., Martland, J., Stafford, A.K., & Stanger, G. (2002). *Teaching number: Advancing children's skills and strategies*. London: Paul Chapman.